

JOHNSON COUNTY BOARD OF COMMISSIONERS
222 West Main Street
Mountain City, Tennessee 37683
423.727.9696



PUBLIC NOTICE


JOHNSON COUNTY COMMISSION
WILL MEET

THURSDAY, JULY 20, 2023
AT 7:00 P.M.

THE MEETING WILL BE HELD IN THE
UPPER COURTOOM
OF THE
JOHNSON COUNTY COURTHOUSE
222 WEST MAIN STEET
MOUNTAIN CITY, TENNESSEE.

Johnson County Government

Larry Potter, County Mayor
222 West Main Street
Mountain City, TN 37683



Thursday, July 20, 2023

To: Commissioners of Johnson County Tennessee

Bill Adams, Eugene Campbell, Lester Dunn, Jerry Gentry, Tracy Greer, Jerry Grindstaff, Huey Long, James Lowe, Megan McEwen, Gina Meade, Kody Norris, Cody Osborne, Freddy Phipps, Tommy Poore, and Brian Taylor.

JOHNSON COUNTY COMMISSION WILL MEET THURSDAY, JULY 20, 2023, at 7:00 PM. THE MEETING WILL BE HELD IN THE UPPER COURTROOM AT THE JOHNSON COUNTY COURTHOUSE LOCATED AT 222 WEST MAIN STREET IN MOUNTAIN CITY, TN.

AGENDA:

1. Opening Prayer
2. Pledge of Allegiance
3. Roll Call
4. Call to Order
5. Public Comments
6. Acceptance of June Minutes
7. Committee Reports
8. Approve Notaries
9. Approve Budget Amendments
10. SkyLine/SkyBest Broadband Update – Edward Hinson
11. *Long Journey Home* mural location – Cristy Dunn, Johnson County Center for the Arts
12. Johnson County Library Board Appointments – Linda Icenhour
13. Need for Crosswalk at the Ruritan Park in Butler – Bill Hart
14. Address termination of lease for 100 Kellogg Drive, Mountain City – Paul Sadjak
15. Any other matters which may duly come before the commission for official action.

QUARTERLY REPORTS

- | | | |
|--|--|--|
| <input checked="" type="checkbox"/> Accounts & Budgets | <input checked="" type="checkbox"/> Highway Department | <input checked="" type="checkbox"/> Senior Center |
| <input checked="" type="checkbox"/> Airport Advisory | <input checked="" type="checkbox"/> Library | <input checked="" type="checkbox"/> Sheriff's Department |
| <input checked="" type="checkbox"/> Chancery/Probate Court | <input type="checkbox"/> Planning Commission | <input checked="" type="checkbox"/> Solid Waste |
| <input checked="" type="checkbox"/> Community Center | <input type="checkbox"/> Public Records Committee | <input checked="" type="checkbox"/> Title VI |
| <input checked="" type="checkbox"/> Emergency Management | <input checked="" type="checkbox"/> Safety Department | <input checked="" type="checkbox"/> Trustee |
| <input checked="" type="checkbox"/> Health Department | <input checked="" type="checkbox"/> School System | <input checked="" type="checkbox"/> Veterans Services |

BE IT REMEMBERED that a Regular Session of the County Board of Commissioners of Johnson County was held in the Town of Mountain City, Tennessee, this the 15th day of June, 2023 at 7:00 P.M., presiding Chairman, of the County Commission, Freddy Phipps, Larry Potter, County Mayor, Eddie Tester, Sheriff, Tammie C. Fenner, County Clerk and a quorum of County Commissioners to wit: Bill Adams, Eugene Campbell, Lester Dunn, Jerry Gentry, Tracy Greer, Huey Long, Jimmy Lowe, Megan McEwen, Gina Meade, Cody Osborne, Freddy Phipps, Tommy Poore and Brian Taylor. (Absent – Jerry Grindstaff, Kody Norris)

DAVID LAWRENCE SPOKE TO THE COMMISSION

DAN CONNER AND SCOTT JENEL SPOKE TO COMMISSION CONCERNING GUN RANGE IN HARBIN HILL AREA.

APPROVE MAY 2023 COMMISSION MINUTES

Motion was made by Tracy Greer, seconded by Lester Dunn to approve these Minutes. Upon Show Hands Vote, all yes, (Motion Carried).

COMMITTEE REPORTS

Oral Report – Audit Committee

APPROVE NOTARY APPLICATIONS FOR STEVEN ALLEN BISHOP, KIMBERLY RENEE HEAD-HAMPTON, AND CHERI LIPFORD.

Motion was made by Jimmy Lowe, seconded by Cody Osborne to approve these Notary Applications.

Upon Show of Hands Vote, all yes, (Motion Carried).

APPROVE BUDGET AMENDMENTS (INCLUDES NEW VOTING MACHINES WITH MAINTENANCE CONTRACT FOR ELECTION COMMISSION - \$194,796.68 AND SHERIFF'S CONTRACT FOR NEW RADIOS - \$83,108.00. GIVE COUNTY MAYOR AUTHORITY TO SIGN BOTH. ALSO, ALL COUNTY EMPLOYEES WILL HAVE A PAID HOLIDAY FOR JUNETEETH (JUNE 19, 2023).

Motion was made by Tommy Poore, seconded by Jimmy Lowe to approve these Budget Amendments.

Upon Roll Call Vote, all yes, (Motion Carried).

DMRA: NORTHEAST TENNESSEE SPORTSMAN COMPLEX GRANT UPATE - \$1.5 MILLION AWARDED.

MAYOR POTTER DECLARED JUNE 21, 2023 AS WJHL DAY IN JOHNSON COUNTY IN RECOGNITION OF THEIR 70TH ANNIVERSARY.

THREE STAR FISCAL CONFIRMATION LETTER (1) ACKNOWLEDGEMENT OF ANNUAL REVIEW OF DEBT MANAGEMENT POLICY (2) ACKNOWLEDGMENT OF NECESSITY OF CASH FLOW ANALYSIS WHEN BORROWING MONEY (3) CONFIRMATION OF DOCUMENTED INTERNAL CONTROLS REQUIREMENT PRESENTED TO COMMISSION.

COMMISSION ASKED TO APPROVE SUNDAY BEER SALES IN JOHNSON COUNTY FOR THE HOURS 12:00 NOON TO CLOSE STARTING 7-1-23

Motion was made by Bill Adams, seconded by Tracy Greer to approve this request. Upon Roll Call Vote, 3 Yes and 10 No – Motion Failed.

GENERAL SESSION JUDGE PERRY STOUT ADDRESSED THE COMMISSION AND PRESENTED HIS RESIGNATION LETTER EFFECTIVE JULY 8, 2023.

Motion was made by Tracy Greer, seconded by Megan McEwen to approve this resignation. Upon Show of Hands Vote, all yes, (Motion Carried).

CONCERN ON CHANGING SPEED LIMIT ON COUNTY ROADS – AN ENGINEERING SURVEY HAS TO BE DONE TO CHANGE SPEED LIMITS.

2023-2024 BUDGET PRESENTED TO COMMISSION (TAX RATE WILL GO FROM \$1.81 TO \$2.21. (\$0.40 TAX INCREASE)

\$1.31 County General, 0.69 Schools, 0.13 Debt service 0.08 Capital Projects = \$2.21

After presentation of the new Budget for Johnson County, this Commission was recessed until 7-10-23 to come back and approve the Budget, Tax Levy Resolution and Appropriations Resolution.

General Session's Judge will be appointed on this date also.

Motion was made by Jimmy Lowe, seconded by Cody Osborne to recess this meeting and reconvene July 10, 2023. . Upon Show of Hands Vote, all yes, (Motion Carried).

Freddy Phipps, Chairman
Johnson County Commission

Tammie C. Fenner, County Clerk

BE IT REMEMBERED that a Recessed Session of the County Board of Commissioners of Johnson County was held in the Town of Mountain City, Tennessee, this the 10th day of July, 2023 at 7:00 P.M., presiding Chairman, of the County Commission, Freddy Phipps, Larry Potter, County Mayor, Eddie Tester, Sheriff, Tammie C. Fenner, County Clerk and a quorum of County Commissioners to wit: Bill Adams, Eugene Campbell, Lester Dunn, Jerry Gentry, Tracy Greer, Jerry Grindstaff, Kody Norris, Huey Long, Jimmy Lowe, Megan McEwen, Gina Meade, Freddy Phipps, Tommy Poore and Brian Taylor. (Absent – Cody Osborne)

APPROVE THE 2023-2024 ANNUAL OPERATING BUDGET WITH THE FOLLOWING FUNDS: COUNTY GENERAL, PUBLIC LIBRARY, SOLID WASTE, DRUG CONTROL, AMERICAN RESCUE PLAN, HIGHWAY, GENERAL PURPOSE SCHOOL, CENTRAL CAFETERIA, OTHER EDUCATION SPECIAL PURPOSE (HEAD START), DEBT SERVICE, GENERAL CAPITAL PROJECTS AND COMMUNITY DEVELOPMENT.

Motion was made by Huey Long, seconded by Jimmy Lowe to approve the Budget as presented. Upon Roll Call Vote, 9 Commissioners voted Yes and 5 Commissioners voted No. (Motion Carried).

APPROVE THE 2023-2024 TAX LEVY RESOLUTION

Motion was made by Tommy Poore, seconded by Jimmy Lowe to approve this 2023-2024 Tax Levy Resolution. Upon Roll Call Vote, 9 Commissioners Vote Yes and 5 Commissioners voted No. (Motion Carried).

APPROVE BUDGET APPROPRIATION RESOLUTION

Motion was made by Gina Meade, seconded by Lester Dunn to approve the Budget Appropriation Resolution. Upon Roll Call Vote, 9 Commissioners voted Yes and 5 Commissioners voted No. (Motion Carried).

ADJOURN

Motion to adjourn this meeting was made by Jimmy Lowe, seconded by Jerry Gentry. Upon Show of Hands Vote, all Yes, (Motion Carried).

Freddy Phipps, Chairman
Johnson County Commission

Tammie C. Fenner, County Clerk

BE IT REMEMBERED that a Special Called Session of the County Board of Commissioners of Johnson County was held in the Town of Mountain City, Tennessee, this the 10th day of June, 2023 at 7:30 P.M., presiding Chairman, of the County Commission, Freddy Phipps, Larry Potter, County Mayor, Eddie Tester, Sheriff, Tammie C. Fenner, County Clerk and a quorum of County Commissioners to wit: Bill Adams, Eugene Campbell, Lester Dunn, Jerry Gentry, Tracy Greer, Jerry Grindstaff, Huey Long, Jimmy Lowe, Megan McEwen, Gina Meade, Kody Norris, Freddy Phipps, Tommy Poore and Brian Taylor. (Absent – Cody Osborne)

Procedural Review read by Chairman Freddy Phipps.

Commissioner Tracy Greer nominated Julie Canter to fill the vacancy of Perry Stout, General Sessions Judge until the next County General Election.

There were no other nominations.

Julie Canter spoke to the Commission.

Upon Roll Call Vote, 12 Commissioners voted Yes, 1 Commissioner Passed and 1 Commissioner voted No. (Motion Carried) Julie Canter was appointed and sworn in to take office immediately.

ADJOURN

Motion was made by Jimmy Lowe, seconded by Lester Dunn to adjourn this meeting. Upon Show of Hands Vote, all yes, (Motion Carried).

Freddy Phipps, Chairman
Johnson County Commission

Tammie C. Fenner, County Clerk

JOHNSON COUNTY
DIRECTOR OF ACCOUNTS AND BUDGETS
QUARTER ENDING: JUNE 30, 2023

| FUND NUMBER | DESCRIPTION | BEGINNING | | RECEIPTS FOR QTR | WARRANTS ISSUED | TRUSTEES COMMISSION | DEBT TRANSFERS | CREDIT TRANSFERS | ENDING | |
|-------------|----------------------------|------------------------|---------------|------------------|-----------------|---------------------|----------------|------------------|------------------------|----------------------|
| | | CASH BALANCE 01-Apr-23 | 3,814,921.69 | | | | | | CASH BALANCE 30-Jun-23 | WARRANTS OUTSTANDING |
| 101 | COUNTY GENERAL | 3,814,921.69 | 2,188,384.53 | 2,799,534.31 | 12,889.09 | 2,496.61 | 38,309.63 | 3,226,695.84 | 353,095.69 | |
| 115 | LIBRARY | 45,762.40 | 18,914.45 | 37,973.88 | 166.18 | 0.00 | 0.00 | 26,536.79 | 624.85 | |
| 116 | SOLID WASTE | 187,982.19 | 209,207.00 | 259,073.02 | 1,959.17 | 0.00 | 0.00 | 136,157.00 | 8,878.97 | |
| 117 | HEALTH DEPARTMENT ARPA | 0.00 | 0.00 | 0.00 | 0.00 | 0.00 | 127,500.00 | 127,500.00 | 2,545.96 | |
| 122 | DRUG ENFORCEMENT | 100,564.46 | 2,978.17 | 21,277.57 | 7.53 | 0.00 | 0.00 | 82,257.53 | 226.26 | |
| 127 | AMERICAN RESCUE PLAN | 2,707,100.45 | 0.00 | 936,787.49 | 0.00 | 0.00 | 1,276.91 | 1,771,589.87 | 0.00 | |
| 128 | OTHER SPECIAL REVENUE FUND | 0.00 | 0.00 | 16,012.50 | 0.00 | 0.00 | 238,739.00 | 222,726.50 | 0.00 | |
| 131 | COUNTY ROAD | 1,492,342.89 | 826,903.41 | 677,859.56 | 6,401.01 | 0.00 | 0.00 | 1,634,985.73 | 83,156.30 | |
| 141 | GENERAL PURPOSE SCHOOL | 19,129,407.85 | 7,377,117.68 | 19,760,937.64 | 13,921.86 | 75.00 | 75,428.24 | 6,807,019.27 | 7,215,792.92 | |
| 142 | FEDERAL PROJECTS | 781,733.08 | 1,769,561.62 | 2,256,149.07 | 0.00 | 0.00 | 0.00 | 295,145.63 | 235,480.94 | |
| 143 | CENTRAL CAFETERIA | 1,671,268.89 | 488,474.68 | 360,068.79 | 0.00 | 0.00 | 1,129.70 | 1,800,804.48 | 21,801.79 | |
| 145 | HEAD START | 30,199.09 | 210,285.41 | 220,133.54 | 0.00 | 0.00 | 0.00 | 20,340.96 | 27,157.96 | |
| 151 | DEBT SERVICE | 7,654,763.67 | 132,382.97 | 1,920,033.78 | 578.57 | 0.00 | 133,333.33 | 5,999,867.62 | 0.00 | |
| 171 | GENERAL CAPITAL PROJECTS | 777,779.92 | -22,369.94 | 114,705.00 | 310.39 | 0.00 | 316,047.75 | 956,442.34 | 0.00 | |
| 172 | COMMUNITY DEVELOPMENT | 680,495.24 | 40,215.00 | 344,211.44 | 0.00 | 0.00 | 950,000.00 | 1,326,498.80 | 129,984.09 | |
| 189 | JOHNSON COUNTY TRAILS | 915.47 | 0.00 | 915.47 | 0.00 | 0.00 | 0.00 | 0.00 | 915.47 | |
| 351 | CITIES-SALES TAX | 0.00 | 192,787.01 | 190,836.18 | 1,927.87 | 22.96 | 0.00 | 0.00 | 59,272.15 | |
| 362 | DMRA AGENCY FUND | 244,044.09 | 12,500.00 | 197,146.94 | 125.00 | 0.00 | 0.00 | 59,272.15 | 0.00 | |
| | TOTALS | 39,319,271.38 | 13,447,341.99 | 30,113,656.18 | 38,286.67 | 2,594.57 | 1,881,764.56 | 24,493,840.51 | 8,138,933.35 | |

Summary Financial Statement
JUNE 30, 2023

Fiscal Year Time Lapse: 100.00

101 GENERAL

| Account | Description | Year-To-Date | | JUNE | | Percent Of Budget | Actual | Estimate Avg/Mth | Percent Of Avg |
|----------|--|--------------------|--------------|--------|-----------|----------------------|------------|---------------------|-------------------|
| | | Budget Estimate | Actual | Actual | Estimate | | | | |
| REVENUES | | | | | | | | | |
| 40110 | CURRENT PROPERTY TAX | 3,185,527.00 | 3,277,287.29 | 102.9 | 19,319.67 | 7.3 | 265,460.58 | 19,319.67 | 7.3 |
| 40120 | TRUSTEE'S COLLECTIONS - PRIOR YEAR | 120,000.00 | 108,092.29 | 90.1 | 0.00 | 0.0 | 10,000.00 | 0.00 | 0.0 |
| 40125 | TRUSTEE'S COLLECTIONS - BANKRUPTCY | 0.00 | 152.76 | 0.0 | 6.84 | 0.0 | 0.00 | 6.84 | 0.0 |
| 40130 | CIR CLK/CLK & MASTER COLLECTIONS-PR YR | 25,000.00 | 23,097.77 | 92.4 | 6,781.18 | 325.5 | 2,083.33 | 6,781.18 | 325.5 |
| 40140 | INTEREST AND PENALTY | 22,500.00 | 23,372.59 | 103.9 | 1,137.18 | 60.6 | 1,875.00 | 1,137.18 | 60.6 |
| 40150 | PICK-UP TAXES | 2,500.00 | 0.00 | 0.0 | 0.00 | 0.0 | 208.33 | 0.00 | 0.0 |
| 40161 | PAYMENTS IN LIEU OF TAXES - T. V. A. | 1,115.00 | 0.00 | 0.0 | 0.00 | 0.0 | 92.92 | 0.00 | 0.0 |
| 40163 | PAYMENTS IN LIEU OF TAXES - OTHER | 32,362.00 | 67,555.82 | 208.8 | 36,198.94 | 1342.3 | 2,696.83 | 36,198.94 | 1342.3 |
| 40210 | LOCAL OPTION SALES TAX | 500,000.00 | 508,978.55 | 101.8 | 45,072.01 | 108.2 | 41,666.67 | 45,072.01 | 108.2 |
| 40220 | HOTEL/MOTEL TAX | 120,000.00 | 107,407.29 | 89.5 | 8,580.48 | 85.8 | 10,000.00 | 8,580.48 | 85.8 |
| 40240 | WHEEL TAX | 139,760.00 | 131,113.29 | 93.8 | 14,472.30 | 124.3 | 11,646.67 | 14,472.30 | 124.3 |
| 40250 | LITIGATION TAX - GENERAL | 8,000.00 | 6,901.47 | 86.3 | 694.68 | 104.2 | 666.67 | 694.68 | 104.2 |
| 40260 | LITIGATION TAX - SPECIAL PURPOSE | 30,000.00 | 27,132.83 | 90.4 | 2,873.05 | 114.9 | 2,500.00 | 2,873.05 | 114.9 |
| 40266 | LITIGATION TAX-JAIL, WRKHS, COURTHOUSE | 12,500.00 | 11,432.74 | 91.5 | 1,322.28 | 126.9 | 1,041.67 | 1,322.28 | 126.9 |
| 40270 | BUSINESS TAX | 75,000.00 | 120,517.69 | 160.7 | 16,959.55 | 271.4 | 6,250.00 | 16,959.55 | 271.4 |
| 40275 | MIXED DRINK TAX | 2,000.00 | 1,593.81 | 79.7 | 51.27 | 30.8 | 166.67 | 51.27 | 30.8 |
| 40320 | BANK EXCISE TAX | 25,000.00 | 32,680.32 | 130.7 | 0.00 | 0.0 | 2,083.33 | 0.00 | 0.0 |
| 40330 | WHOLESALE BEER TAX | 120,000.00 | 47,294.05 | 39.4 | 6,592.63 | 65.9 | 10,000.00 | 6,592.63 | 65.9 |
| 41140 | CABLE TV FRANCHISE | 80,000.00 | 81,970.56 | 102.5 | 18,108.15 | 271.6 | 6,666.67 | 18,108.15 | 271.6 |
| 41510 | BEER PERMITS | 2,000.00 | 902.50 | 45.1 | 50.00 | 30.0 | 166.67 | 50.00 | 30.0 |
| 41590 | OTHER PERMITS | 500.00 | 606.00 | 121.2 | 0.00 | 0.0 | 41.67 | 0.00 | 0.0 |
| 42110 | FINES | 5,000.00 | 3,207.50 | 64.2 | 354.51 | 85.1 | 416.67 | 354.51 | 85.1 |
| 42130 | GAME AND FISH FINES | 500.00 | 0.00 | 0.0 | 0.00 | 0.0 | 41.67 | 0.00 | 0.0 |
| 42150 | JAIL FEES | 1,500.00 | 815.55 | 54.4 | 91.20 | 73.0 | 125.00 | 91.20 | 73.0 |
| 42180 | DUI TREATMENT FINES | 1,200.00 | 585.31 | 48.8 | 190.00 | 190.0 | 100.00 | 190.00 | 190.0 |
| 42190 | DATA ENTRY FEE - CIRCUIT COURT | 1,000.00 | 917.50 | 91.8 | 89.00 | 106.8 | 83.33 | 89.00 | 106.8 |
| 42191 | COURTROOM SECURITY FEE | 2,300.00 | 2,082.72 | 90.6 | 227.53 | 118.7 | 191.67 | 227.53 | 118.7 |
| 42220 | OFFICERS COSTS | 5,000.00 | 4,924.03 | 98.5 | 559.71 | 134.3 | 416.67 | 559.71 | 134.3 |
| 42240 | DRUG CONTROL FINES | 2,500.00 | 2,514.86 | 100.6 | 83.12 | 39.9 | 208.33 | 83.12 | 39.9 |
| 42241 | DRUG COURT FEES | 2,250.00 | 58.26 | 2.6 | 9.50 | 5.1 | 187.50 | 9.50 | 5.1 |
| 42310 | FINES | 7,500.00 | 6,525.24 | 87.0 | 1,046.19 | 167.4 | 625.00 | 1,046.19 | 167.4 |
| 42311 | FINES FOR LITTERING (GENERAL SESS COURT) | 100.00 | 0.00 | 0.0 | 0.00 | 0.0 | 8.33 | 0.00 | 0.0 |
| 42320 | OFFICERS COSTS | 12,500.00 | 11,056.40 | 88.5 | 1,095.35 | 105.2 | 1,041.67 | 1,095.35 | 105.2 |
| 42330 | GAMES AND FISH FINES | 300.00 | 47.25 | 15.8 | 0.00 | 0.0 | 25.00 | 0.00 | 0.0 |
| 42340 | DRUG CONTROL FINES | 5,000.00 | 3,224.21 | 64.5 | 25.53 | 6.1 | 416.67 | 25.53 | 6.1 |
| 42341 | DRUG COURT FEES | 4,000.00 | 66.50 | 1.7 | 0.00 | 0.0 | 333.33 | 0.00 | 0.0 |
| 42350 | JAIL FEES | 15,000.00 | 6,178.43 | 41.2 | 327.75 | 26.2 | 1,250.00 | 327.75 | 26.2 |
| 42380 | DUI TREATMENT FINES | 3,000.00 | 3,076.57 | 102.6 | 171.00 | 68.4 | 250.00 | 171.00 | 68.4 |
| 42390 | DATA ENTRY FEE - GENERAL SESSIONS COURT | 5,500.00 | 4,330.69 | 78.7 | 439.85 | 96.0 | 458.33 | 439.85 | 96.0 |
| 42391 | COURTROOM SECURITY FEE | 5,500.00 | 5,511.46 | 100.2 | 654.61 | 142.8 | 458.33 | 654.61 | 142.8 |
| 42520 | OFFICERS COSTS | 750.00 | 237.40 | 31.7 | 0.00 | 0.0 | 62.50 | 0.00 | 0.0 |
| 42530 | DATA ENTRY FEE - CHANCERY COURT | 1,500.00 | 1,372.55 | 91.5 | 210.50 | 168.4 | 125.00 | 210.50 | 168.4 |
| 42591 | COURTROOM SECURITY FEE | 200.00 | 72.20 | 36.1 | 0.00 | 0.0 | 16.67 | 0.00 | 0.0 |
| 42910 | PROCEEDS FROM CONFISCATED PROPERTY | 7,410.50 | 7,410.50 | 100.0 | 0.00 | 0.0 | 617.54 | 0.00 | 0.0 |
| 42990 | OTHER FINES, FORFEITURES, AND PENALTIES | 1,000.00 | 780.25 | 78.0 | 0.00 | 0.0 | 83.33 | 0.00 | 0.0 |
| 43101 | SELF-INSURANCE PREMIUMS/CONTRIBUTIONS | 2,000.00 | 46,174.68 | 2308.7 | 184.37 | 110.6 | 166.67 | 184.37 | 110.6 |

Summary Financial Statement
JUNE 30, 2023

Fiscal Year Time Lapse: 100.00

101 GENERAL

| Account | Description | Year-To-Date | | | JUNE | | |
|---------|--|-----------------|------------|-------------------|------------------|------------|----------------|
| | | Budget Estimate | Actual | Percent Of Budget | Estimate Avg/Mth | Actual | Percent Of Avg |
| | REVENUES | | | | | | |
| 43190 | OTHER GENERAL SERVICE CHARGES | 5,000.00 | 2,222.08 | 44.4 | 416.67 | 373.40 | 89.6 |
| 43310 | AIRPORT FEES | 2,500.00 | 5,270.27 | 210.8 | 208.33 | 1,527.05 | 733.0 |
| 43350 | COPY FEES | 2,500.00 | 216.25 | 8.7 | 208.33 | 0.00 | 0.0 |
| 43370 | TELEPHONE COMMISSIONS | 30,000.00 | 30,227.61 | 100.8 | 2,500.00 | 4,717.93 | 188.7 |
| 43380 | VENDING MACHINE COLLECTIONS | 250.00 | 85.88 | 34.4 | 20.83 | 0.00 | 0.0 |
| 43383 | ADDIT'L FEES - TITLING AND REGISTRATION | 13,000.00 | 18,959.00 | 145.8 | 1,083.33 | 1,800.00 | 166.2 |
| 43392 | DATA PROCESSING FEE -REGISTER | 7,000.00 | 5,690.00 | 81.3 | 583.33 | 482.00 | 82.6 |
| 43393 | PROBATION FEES | 200.00 | 172.90 | 86.5 | 16.67 | 17.10 | 102.6 |
| 43394 | DATA PROCESSING FEE - SHERIFF | 1,500.00 | 436.99 | 29.1 | 125.00 | 41.80 | 33.4 |
| 43395 | SEXUAL OFFENDER REGISTRATION FEE-SHERIFF | 2,000.00 | 2,700.00 | 135.0 | 166.67 | 300.00 | 180.0 |
| 43396 | DATA PROCESSING FEE - COUNTY CLERK | 1,500.00 | 1,797.00 | 119.8 | 125.00 | 597.00 | 477.6 |
| 43399 | VEHICLE REGISTRATION REINSTATEMENT | 2,000.00 | 1,895.00 | 94.8 | 166.67 | 205.00 | 123.0 |
| 44110 | INVESTMENT INCOME | 90,000.00 | 159,956.62 | 177.7 | 7,500.00 | 66,497.51 | 886.6 |
| 44120 | LEASE/RENTALS | 90,000.00 | 467.10 | 0.5 | 7,500.00 | 0.00 | 0.0 |
| 44130 | SALE OF MATERIALS AND SUPPLIES | 1,500.00 | 711.43 | 47.4 | 125.00 | 150.00 | 120.0 |
| 44131 | COMMISSARY SALES | 50,500.00 | 66,635.70 | 133.3 | 4,166.67 | 8,601.60 | 206.4 |
| 44135 | SALE OF GASOLINE | 505,500.00 | 368,214.91 | 72.8 | 42,125.00 | 37,107.69 | 88.1 |
| 44160 | RETTREES' INSURANCE PAYMENTS | 16,112.00 | 11,050.32 | 68.6 | 1,342.67 | 906.76 | 67.5 |
| 44165 | COMMODITY REBATES | 4.06 | 4.06 | 100.0 | 0.34 | 0.00 | 0.0 |
| 44170 | MISCELLANEOUS REFUNDS | 47,937.99 | 12,013.84 | 25.1 | 3,994.83 | 3,275.30 | 82.0 |
| 44530 | SALE OF EQUIPMENT | 5,056.00 | 5,056.00 | 100.0 | 421.33 | 0.00 | 0.0 |
| 44580 | PERFORMANCE BOND FORFEITURES | 0.00 | 251,510.00 | 0.0 | 0.00 | 0.00 | 0.0 |
| 45510 | COUNTY CLERK | 205,000.00 | 232,122.84 | 113.2 | 17,083.33 | 30,560.91 | 178.9 |
| 45520 | CIRCUIT COURT CLERK | 50,000.00 | 54,848.44 | 109.7 | 4,166.67 | 2,873.53 | 69.0 |
| 45540 | GENERAL SESSIONS COURT CLERK | 120,000.00 | 102,008.09 | 85.0 | 10,000.00 | 10,005.12 | 100.1 |
| 45580 | CLERK AND MASTER | 55,000.00 | 49,002.09 | 89.1 | 4,583.33 | 5,819.87 | 127.0 |
| 45590 | REGISTER | 95,000.00 | 72,657.40 | 76.5 | 7,916.67 | 5,373.99 | 67.9 |
| 45610 | SHERIFF | 250.00 | 197.25 | 78.9 | 20.83 | 0.00 | 0.0 |
| 46110 | JUVENILE SERVICES PROGRAM | 235,000.00 | 258,599.34 | 110.0 | 19,583.33 | 12,899.86 | 65.9 |
| 46120 | AIRPORT MAINTENANCE PROGRAM | 109,000.00 | 81,546.47 | 74.8 | 9,083.33 | 8,576.13 | 94.4 |
| 46140 | AGING PROGRAMS | 727,109.00 | 185,609.80 | 25.5 | 60,592.42 | 67,320.00 | 111.1 |
| 46210 | LAW ENFORCEMENT TRAINING PROGRAMS | 82,571.00 | 57,964.00 | 70.2 | 6,880.92 | 6,799.00 | 98.8 |
| 46290 | OTHER PUBLIC SAFETY GRANTS | 13,600.00 | 16,000.00 | 117.6 | 1,133.33 | 0.00 | 0.0 |
| 46430 | LITTER PROGRAM | 5,000.00 | 0.00 | 0.0 | 416.67 | 0.00 | 0.0 |
| 46835 | VEHICLE CERTIFICATE OF TITLE FEES | 44,200.00 | 30,550.96 | 69.1 | 3,683.33 | 0.00 | 0.0 |
| 46840 | ALCOHOLIC BEVERAGE TAX | 20,000.00 | 19,199.63 | 96.0 | 1,666.67 | 0.00 | 0.0 |
| 46845 | OPIOD SETTLEMENT FUNDS | 20,000.00 | 18,899.50 | 94.5 | 1,666.67 | 0.00 | 0.0 |
| 46851 | STATE REVENUE SHARING -T.V.A. | 50,000.00 | 55,591.38 | 111.2 | 4,166.67 | 0.00 | 0.0 |
| 46852 | STATE REV SHARING - TELECOMMUNICATIONS | 0.00 | 113,924.01 | 0.0 | 0.00 | 0.00 | 0.0 |
| 46855 | STATE SHARED SPORTS GAMING PRIVILEGE TAX | 530,000.00 | 560,416.70 | 105.7 | 44,166.67 | 140,104.19 | 317.2 |
| 46915 | CONTRACTED PRISONER BOARD | 10,000.00 | 10,823.10 | 108.2 | 833.33 | 974.82 | 117.0 |
| 46960 | REGISTRAR'S SALARY SUPPLEMENT | 5,000.00 | 0.00 | 0.0 | 416.67 | 0.00 | 0.0 |
| 46980 | OTHER STATE GRANTS | 500,000.00 | 366,458.00 | 73.3 | 41,666.67 | 0.00 | 0.0 |
| 46990 | OTHER STATE REVENUES | 15,164.00 | 11,373.00 | 75.0 | 1,263.67 | 0.00 | 0.0 |
| | | 20,200.00 | 776.01 | 3.8 | 1,683.33 | 0.00 | 0.0 |
| | | 1,114,490.68 | 198,774.04 | 17.8 | 92,874.22 | 14,291.02 | 15.4 |

Summary Financial Statement
JUNE 30, 2023

Fiscal Year Time Lapse: 100.00

101 GENERAL

| Account | Description | Year-To-Date | | | JUNE | | |
|-----------------------|--|----------------------|---------------------|-------------------|-------------------|-------------------|----------------|
| | | Budget Estimate | Actual | Percent Of Budget | Estimate Avg/Mth | Actual | Percent Of Avg |
| REVENUES | | | | | | | |
| 47180 | COMMUNITY DEVELOPMENT | 730,967.00 | 99,562.26 | 13.6 | 60,913.92 | 0.00 | 0.0 |
| 47235 | HOMELAND SECURITY GRANTS | 29,700.00 | 0.00 | 0.0 | 2,475.00 | 0.00 | 0.0 |
| 47302 | CORONAVIRUS RELIEF FUNDS | 265,000.00 | 0.00 | 0.0 | 22,083.33 | 0.00 | 0.0 |
| 47304 | CORONAVIRUS RELIEF FUNDS | 78,891.00 | 1,308.26 | 1.7 | 6,574.25 | 0.00 | 0.0 |
| 47990 | OTHER DIRECT FEDERAL REVENUE | 47,500.00 | 101,407.19 | 213.5 | 3,958.33 | 75,433.00 | 1905.7 |
| 48130 | CONTRIBUTIONS | 17,000.00 | 16,000.00 | 94.1 | 1,416.67 | 0.00 | 0.0 |
| 48140 | CONTRACTED SERVICES | 149,938.00 | 279,992.20 | 186.7 | 12,494.83 | 17,340.13 | 138.8 |
| 48610 | DONATIONS | 5,100.00 | 6,600.00 | 129.4 | 425.00 | 0.00 | 0.0 |
| 49700 | INSURANCE RECOVERY | 120.00 | 120.00 | 100.0 | 10.00 | 0.00 | 0.0 |
| 49800 | TRANSFERS IN | 257,875.00 | 257,897.96 | 100.0 | 21,489.58 | 0.00 | 0.0 |
| 49951 | DRIVER'S LICENSE CONVENIENCE FEES - C CK | 10,000.00 | 3,228.00 | 32.3 | 833.33 | 352.00 | 42.2 |
| Total REVENUES | | 11,088,510.23 | 8,898,010.56 | 80.2 | 924,042.53 | 711,108.94 | 77.0 |

EXPENDITURES

| | | | | | | | |
|-------|--|--------------|--------------|-------|------------|------------|-------|
| 51100 | COUNTY COMMISSION | 47,349.00 | 43,752.09 | 92.4 | 3,945.75 | 6,633.69 | 168.1 |
| 51210 | BOARD OF EQUALIZATION | 1,100.00 | 560.00 | 50.9 | 91.67 | 560.00 | 610.9 |
| 51240 | OTHER BOARDS AND COMMITTEES | 3,530.00 | 1,114.62 | 31.6 | 294.17 | 97.31 | 33.1 |
| 51300 | COUNTY MAYOR/EXECUTIVE | 172,097.00 | 165,520.99 | 96.2 | 14,341.42 | 19,871.59 | 138.6 |
| 51400 | COUNTY ATTORNEY | 50,395.00 | 40,176.50 | 79.7 | 4,199.59 | 500.00 | 11.9 |
| 51500 | ELECTION COMMISSION | 539,398.68 | 456,749.08 | 84.7 | 44,949.89 | 240,675.12 | 535.4 |
| 51600 | REGISTER OF DEEDS | 157,565.00 | 131,646.86 | 83.6 | 13,130.43 | 14,245.32 | 108.5 |
| 51800 | COUNTY BUILDINGS | 125,959.00 | 120,950.66 | 96.0 | 10,496.58 | 9,014.92 | 85.9 |
| 52100 | ACCOUNTING AND BUDGETING | 223,407.00 | 221,678.66 | 99.2 | 18,617.26 | 15,314.30 | 82.3 |
| 52200 | PURCHASING | 70,649.00 | 68,383.54 | 96.8 | 5,887.43 | 7,538.53 | 128.0 |
| 52300 | PROPERTY ASSESSOR'S OFFICE | 152,984.00 | 146,877.53 | 96.0 | 12,748.67 | 11,800.92 | 92.6 |
| 52310 | REAPPRAISAL PROGRAM | 119,303.00 | 98,553.89 | 82.6 | 9,941.93 | 7,315.12 | 73.6 |
| 52400 | COUNTY TRUSTEE'S OFFICE | 191,059.00 | 186,960.53 | 97.9 | 15,921.58 | 12,753.64 | 80.1 |
| 52500 | COUNTY CLERK'S OFFICE | 274,455.64 | 263,505.28 | 96.0 | 22,871.30 | 21,185.55 | 92.6 |
| 53100 | CIRCUIT COURT | 385,080.00 | 373,082.09 | 96.9 | 32,090.01 | 28,311.84 | 88.2 |
| 53300 | GENERAL SESSIONS COURT | 256,836.62 | 242,315.20 | 94.3 | 21,403.05 | 19,496.84 | 91.1 |
| 53400 | CHANCERY COURT | 171,420.00 | 169,991.97 | 99.2 | 14,285.00 | 11,894.01 | 83.3 |
| 53500 | JUVENILE COURT | 219,080.00 | 182,597.54 | 83.3 | 18,256.66 | 12,056.39 | 66.0 |
| 53920 | COURTROOM SECURITY | 8,000.00 | 0.00 | 0.0 | 666.67 | 0.00 | 0.0 |
| 54110 | SHERIFF'S DEPARTMENT | 2,117,942.00 | 2,093,997.38 | 98.9 | 176,495.15 | 212,049.54 | 120.1 |
| 54160 | ADMINISTRATION OF THE SEXUAL OFFENDER RG | 1,500.00 | 750.00 | 50.0 | 125.00 | 0.00 | 0.0 |
| 54210 | JAIL | 1,526,659.06 | 1,506,209.94 | 98.7 | 127,221.60 | 142,511.12 | 112.0 |
| 54240 | JUVENILE SERVICES | 382,283.00 | 381,033.75 | 99.7 | 31,856.92 | 40,803.46 | 128.1 |
| 54260 | COMMISSARY | 50,000.00 | 28,330.97 | 56.7 | 4,166.67 | 0.00 | 0.0 |
| 54310 | FIRE PREVENTION AND CONTROL | 159,000.00 | 159,000.00 | 100.0 | 13,250.00 | 0.00 | 0.0 |
| 54410 | CIVIL DEFENSE | 109,640.00 | 100,566.56 | 91.7 | 9,136.67 | 10,010.15 | 109.6 |
| 54490 | OTHER EMERGENCY MANAGEMENT | 100,000.00 | 100,000.00 | 100.0 | 8,333.33 | 50,000.00 | 600.0 |
| 54510 | INSPECTION AND REGULATION | 24,628.00 | 22,411.96 | 91.0 | 2,052.32 | 2,282.70 | 111.2 |
| 54610 | COUNTY CORONER/MEDICAL EXAMINER | 8,884.00 | 8,548.35 | 96.2 | 740.33 | 1,298.40 | 175.4 |
| 54900 | OTHER PUBLIC SAFETY | 390,253.00 | 95,914.33 | 24.6 | 32,521.08 | 6,109.10 | 18.8 |

Summary Financial Statement
JUNE 30, 2023

Fiscal Year Time Lapse: 100.00

101 GENERAL

| Account | Description | Year-To-Date | | Percent Of Budget | JUNE | | Percent Of Avg |
|--------------------|--|--------------------|--------------|----------------------|---------------------|--------------|-------------------|
| | | Budget Estimate | Actual | | Estimate Avg/Mth | Actual | |
| EXPENDITURES | | | | | | | |
| 55110 | LOCAL HEALTH CENTER | 504,860.00- | 196,148.98 | 38.9 | 42,071.66- | 20,654.84 | 49.1 |
| 55120 | RABIES AND ANIMAL CONTROL | 4,000.00- | 0.00 | 0.0 | 333.33- | 0.00 | 0.0 |
| 55390 | APPROPRIATION TO STATE | 35,979.00- | 26,983.62 | 75.0 | 2,998.25- | 0.00 | 0.0 |
| 55710 | SANITATION MANAGEMENT | 0.00 | 0.00 | 0.0 | 0.00 | 20,968.90- | 0.0 |
| 55900 | OTHER PUBLIC HEALTH AND WELFARE | 813.00- | 811.84 | 99.9 | 67.75- | 0.00 | 0.0 |
| 56300 | SENIOR CITIZENS ASSISTANCE | 236,545.00- | 182,341.75 | 77.1 | 19,712.11- | 12,831.49 | 65.1 |
| 56500 | LIBRARIES | 0.00 | 0.00 | 0.0 | 0.00 | 10,084.93- | 0.0 |
| 56700 | PARKS AND FAIR BOARDS | 0.00 | 0.00 | 0.0 | 0.00 | 16,054.42- | 0.0 |
| 56900 | OTHER SOCIAL, CULTURAL AND RECREATIONAL | 27,500.00- | 26,500.00 | 96.4 | 2,291.66- | 16,051.98- | 700.5 |
| 57100 | AGRICULTURAL EXTENSION SERVICE | 137,421.00- | 118,199.39 | 86.0 | 11,451.77- | 25,884.60 | 226.0 |
| 57500 | SOIL CONSERVATION | 70,575.00- | 69,590.22 | 98.6 | 5,881.25- | 5,565.37 | 94.6 |
| 58110 | TOURISM | 59,995.00- | 49,578.70 | 82.6 | 4,999.59- | 111.26 | 2.2 |
| 58190 | OTHER ECONOMIC AND COMMUNITY DEVELOPMENT | 815,502.00- | 110,123.72 | 13.5 | 67,958.50- | 5,000.00 | 7.4 |
| 58220 | AIRPORT | 826,679.00- | 257,708.68 | 31.2 | 68,889.92- | 16,563.06 | 24.0 |
| 58300 | VETERAN'S SERVICES | 39,093.00- | 36,478.88 | 93.3 | 3,257.74- | 2,737.72 | 84.0 |
| 58400 | OTHER CHARGES | 712,713.35- | 622,034.99 | 87.3 | 59,392.79- | 93,075.12 | 156.7 |
| 58500 | CONTRIBUTIONS TO OTHER AGENCIES | 67,000.00- | 65,000.00 | 97.0 | 5,583.33- | 0.00 | 0.0 |
| 58600 | EMPLOYEE BENEFITS | 33,463.00- | 27,142.94 | 81.1 | 2,788.58- | 1,984.54 | 71.2 |
| 58801 | CORONAVIRUS RELIEF FUNDS - COUNTY | 265,000.00- | 25,342.76 | 9.6 | 22,083.34- | 0.00 | 0.0 |
| 58803 | CORONAVIRUS RELIEF FUNDS - AIRPORT | 33,891.00- | 1,780.00 | 5.3 | 2,824.25- | 890.00 | 31.5 |
| 58900 | MISCELLANEOUS | 346,267.25- | 338,512.97 | 97.8 | 28,855.58- | 24,447.94 | 84.7 |
| 64000 | LITTER AND TRASH COLLECTION | 61,469.00- | 54,912.22 | 89.3 | 5,122.41- | 2,346.35 | 45.8 |
| 99100 | TRANSFERS OUT | 12,500.00- | 10,849.07 | 86.8 | 1,041.67- | 748.63 | 71.9 |
| Total EXPENDITURES | | 12,331,722.60- | 9,631,221.00 | 78.1 | 1,027,643.61- | 1,054,010.25 | 102.6 |
| Total GENERAL | | 1,243,212.37- | 733,210.44 | 59.0 | 103,601.08- | 342,901.31 | 331.0 |

Summary Financial Statement
JUNE 30, 2023

Fiscal Year Time Lapse: 100.00

115 PUBLIC LIBRARY

| Account | Description | Year-To-Date | | JUNE | | Percent Of Budget | Actual Of Avg | Percent |
|--------------|------------------------|--------------------|------------|---------------------|-----------|----------------------|------------------|---------|
| | | Budget Estimate | Actual | Estimate Avg/Mth | Actual | | | |
| REVENUES | | | | | | | | |
| 40210 | LOCAL OPTION SALES TAX | 57,158.00 | 52,394.87- | 91.7 | 4,763.17 | 4,763.17- | 100.0 | 100.0 |
| 43360 | LIBRARY FEES | 11,811.41 | 11,335.12- | 96.0 | 984.28 | 973.18- | 98.9 | 98.9 |
| 46980 | OTHER STATE GRANTS | 0.00 | 2,297.76- | 0.0 | 0.00 | 2,297.76- | 0.0 | 0.0 |
| 46990 | OTHER STATE REVENUES | 5,426.00 | 1,982.27- | 36.5 | 452.17 | 0.00 | 0.0 | 0.0 |
| 48130 | CONTRIBUTIONS | 25,000.00 | 25,000.00- | 100.0 | 2,083.33 | 0.00 | 0.0 | 0.0 |
| | Total REVENUES | 99,395.41 | 93,010.02- | 93.6 | 8,282.95 | 8,034.11- | 97.0 | 97.0 |
| EXPENDITURES | | | | | | | | |
| 56500 | LIBRARIES | 114,942.41- | 103,201.41 | 89.8 | 9,578.53- | 16,425.90 | 171.5 | 171.5 |
| | Total EXPENDITURES | 114,942.41- | 103,201.41 | 89.8 | 9,578.53- | 16,425.90 | 171.5 | 171.5 |
| | Total PUBLIC LIBRARY | 15,547.00- | 10,191.39 | 65.6 | 1,295.58- | 8,391.79 | 647.7 | 647.7 |

* End of Report: JOHNSON CO ACCOUNTING *

Summary Financial Statement
JUNE 30, 2023

Fiscal Year Time Lapse: 100.00

116 SOLID WASTE/SANITATION

| Account | Description | Year-To-Date | | JUNE | | Percent Of Avg |
|---------------------|--------------------------------|--------------------|---------------------|---------------------|------------|-------------------|
| | | Budget Estimate | Actual Of Budget | Estimate Avg/Mth | Actual | |
| REVENUES | | | | | | |
| 43110 | TIPPING FEES | 720,000.00 | 707,025.66 | 60,000.00 | 68,966.87 | 114.9 |
| 44130 | SALE OF MATERIALS AND SUPPLIES | 7,500.00 | 19,312.53 | 625.00 | 2,390.70 | 382.5 |
| 46990 | OTHER STATE REVENUES | 12,500.00 | 11,169.92 | 1,041.67 | 0.00 | 0.0 |
| | Total REVENUES | 740,000.00 | 737,508.11 | 61,666.67 | 71,357.57 | 115.7 |
| EXPENDITURES | | | | | | |
| 55710 | SANITATION MANAGEMENT | 861,550.00 | 819,745.69 | 71,795.83 | 121,021.53 | 168.6 |
| | Total EXPENDITURES | 861,550.00 | 819,745.69 | 71,795.83 | 121,021.53 | 168.6 |
| | Total SOLID WASTE/SANITATION | 121,550.00 | 82,237.58 | 10,129.16 | 49,663.96 | 490.3 |

* End of Report: JOHNSON CO ACCOUNTING *

Summary Financial Statement
JUNE 30, 2023

Fiscal Year Time Lapse: 100.00

117 HEALTH DEPARTMENT

| Account | Description | Year-To-Date | | JUNE | | Percent Of Budget | Actual Of Avg | Percent |
|--------------|---|--------------------|------------|---------------------|-----------|----------------------|------------------|---------|
| | | Budget Estimate | Actual | Estimate Avg/Mth | Actual | | | |
| REVENUES | | | | | | | | |
| 47903 | AMERICAN RESCUE PLAN ACT - HEALTH DEPT. | 382,500.00 | 0.00 | 0.0 | 31,875.00 | 0.0 | 0.00 | 0.0 |
| 49800 | TRANSFERS IN | 127,500.00 | 127,500.00 | 100.0 | 10,625.00 | 0.0 | 0.00 | 0.0 |
| | Total REVENUES | 510,000.00 | 127,500.00 | 25.0 | 42,500.00 | 0.0 | 0.00 | 0.0 |
| EXPENDITURES | | | | | | | | |
| 58831 | AMERICAN RESCUE PLAN ACT | 510,000.00 | 0.00 | 0.0 | 42,500.00 | 0.0 | 0.00 | 0.0 |
| | Total EXPENDITURES | 510,000.00 | 0.00 | 0.0 | 42,500.00 | 0.0 | 0.00 | 0.0 |
| | Total HEALTH DEPARTMENT | 0.00 | 127,500.00 | 0.0 | 0.00 | 0.0 | 0.00 | 0.0 |

* End of Report: JOHNSON CO ACCOUNTING *

Summary Financial Statement
JUNE 30, 2023

Fiscal Year Time Lapse: 100.00

122 DRUG CONTROL

| Account | Description | Year-To-Date | | JUNE | | Percent Of Budget | Actual | Percent Of Avg |
|--------------------|---|--------------------|------------|---------------------|-----------|----------------------|----------|-------------------|
| | | Budget Estimate | Actual | Estimate Avg/Mth | Actual | | | |
| REVENUES | | | | | | | | |
| 42140 | DRUG CONTROL FINES | 5,000.00 | 4,230.35- | 84.6 | 416.67 | 0.0 | 0.00 | 0.0 |
| 42240 | DRUG CONTROL FINES | 3,000.00 | 2,514.91- | 83.8 | 250.00 | 83.13- | 83.13- | 33.3 |
| 42320 | OFFICERS COSTS | 1,500.00 | 0.00 | 0.0 | 125.00 | 0.0 | 0.00 | 0.0 |
| 42340 | DRUG CONTROL FINES | 4,500.00 | 3,224.28- | 71.7 | 375.00 | 25.53- | 25.53- | 6.8 |
| 42910 | PROCEEDS FROM CONFISCATED PROPERTY | 41,696.45 | 42,173.45- | 101.1 | 3,474.70 | 0.00 | 0.00 | 0.0 |
| 42990 | OTHER FINES, FORFEITURES, AND PENALTIES | 50.00 | 92.50- | 185.0 | 4.17 | 0.00 | 0.00 | 0.0 |
| Total REVENUES | | 55,746.45 | 52,235.49- | 93.7 | 4,645.54 | 108.66- | 108.66- | 2.3 |
| EXPENDITURES | | | | | | | | |
| 54150 | DRUG ENFORCEMENT | 70,046.45- | 34,369.35 | 49.1 | 5,837.21- | 2,551.09 | 2,551.09 | 43.7 |
| Total EXPENDITURES | | 70,046.45- | 34,369.35 | 49.1 | 5,837.21- | 2,551.09 | 2,551.09 | 43.7 |
| Total DRUG CONTROL | | 14,300.00- | 17,866.14- | 124.9 | 1,191.67- | 2,442.43 | 2,442.43 | 205.0 |

* End of Report: JOHNSON CO ACCOUNTING *

Summary Financial Statement
JUNE 30, 2023

Fiscal Year Time Lapse: 100.00

127 AMERICAN RESCUE PLAN FUNDS

| Account | Description | Year-To-Date | | JUNE | | |
|---------------------|---|-----------------|--------------|------------------|---------|----------------|
| | | Budget Estimate | Actual | Estimate Avg/Mth | Actual | Percent Of Avg |
| REVENUES | | | | | | |
| 44110 | INVESTMENT INCOME | 5,000.00 | 6,638.48- | 132.8 | 369.00- | 88.6 |
| 47901 | AMERICAN RESCUE PLAN FUNDS - COUNTY | 1,727,555.00 | 217,338.13- | 12.6 | 0.00 | 0.0 |
| | Total REVENUES | 1,732,555.00 | 223,976.61- | 12.9 | 369.00- | 0.3 |
| EXPENDITURES | | | | | | |
| 91110 | GENERAL ADMINISTRATION PROJECTS | 266,000.00- | 263,140.94 | 98.9 | 0.00 | 0.0 |
| 91140 | PUBLIC HEALTH AND WELFARE PROJECTS | 75,000.00- | 75,000.00 | 100.0 | 0.00 | 0.0 |
| 91170 | PUBLIC UTILITY PROJECTS | 738,739.00- | 238,739.00 | 32.3 | 0.00 | 0.0 |
| 99100 | TRANSFERS OUT | 1,619,375.00- | 901,422.45 | 55.7 | 0.00 | 0.0 |
| | Total EXPENDITURES | 2,699,114.00- | 1,478,302.39 | 54.8 | 0.00 | 0.0 |
| | Total AMERICAN RESCUE PLAN FUNDS | 966,559.00- | 1,254,325.78 | 129.8 | 369.00- | 0.5 |

* End of Report: JOHNSON CO ACCOUNTING *

Summary Financial Statement
JUNE 30, 2023

Fiscal Year Time Lapse: 100.00

128 OTHER SPECIAL REVENUE FUND

| Account | Description | Year-To-Date | | Percent Of Budget | JUNE | | Percent Of Avg |
|--------------|----------------------------------|--------------------|------------|----------------------|---------------------|--------|-------------------|
| | | Budget Estimate | Actual | | Estimate Avg/Mth | Actual | |
| REVENUES | | | | | | | |
| 47904 | AMERICAN RESCUE PLAN ACT - WIIP | 4,511,578.00 | 0.00 | 0.0 | 375,964.83 | 0.00 | 0.0 |
| 49800 | TRANSFERS IN | 486,247.00 | 238,739.00 | 49.1 | 40,520.58 | 0.00 | 0.0 |
| | Total REVENUES | 4,997,825.00 | 238,739.00 | 4.8 | 416,485.41 | 0.00 | 0.0 |
| EXPENDITURES | | | | | | | |
| 58832 | AMERICAN RESCUE PLAN ACT | 4,997,825.00 | 16,012.50 | 0.3 | 416,485.42 | 0.00 | 0.0 |
| | Total EXPENDITURES | 4,997,825.00 | 16,012.50 | 0.3 | 416,485.42 | 0.00 | 0.0 |
| | Total OTHER SPECIAL REVENUE FUND | 0.00 | 222,726.50 | 0.0 | 0.01 | 0.00 | 0.0 |

* End of Report: JOHNSON CO ACCOUNTING *

Summary Financial Statement
JUNE 30, 2023

Fiscal Year Time Lapse: 100.00

131 HIGHWAY/PUBLIC WORKS

| Account | Description | Year-To-Date | | Percent Of Budget | JUNE | | Actual Of Avg | Percent Of Avg |
|----------------------------|---|--------------------|---------------|----------------------|---------------------|-------------|------------------|-------------------|
| | | Budget Estimate | Actual | | Estimate Avg/Mth | | | |
| REVENUES | | | | | | | | |
| 40240 | WHEEL TAX | 262,050.00 | 245,837.42- | 93.8 | 21,837.50 | 27,135.56- | 124.3 | |
| 40280 | MINERAL SEVERANCE TAX | 2,000.00 | 60.12- | 3.0 | 166.67 | 0.00 | 0.0 | |
| 42990 | OTHER FINES, FORFEITURES, AND PENALTIES | 50.00 | 50.00- | 100.0 | 4.17 | 25.00- | 599.5 | |
| 44130 | SALE OF MATERIALS AND SUPPLIES | 3,901.94 | 3,901.94- | 100.0 | 325.16 | 0.00 | 0.0 | |
| 44170 | MISCELLANEOUS REFUNDS | 8.38 | 0.00 | 0.0 | 0.70 | 0.00 | 0.0 | |
| 44530 | SALE OF EQUIPMENT | 39,132.00 | 39,132.00- | 100.0 | 3,261.00 | 0.00 | 0.0 | |
| 46920 | GASOLINE AND MOTOR FUEL TAX | 2,221,675.00 | 1,961,307.82- | 88.3 | 185,139.58 | 192,134.18- | 103.8 | |
| 46930 | PETROLEUM SPECIAL TAX | 14,000.00 | 10,901.01- | 77.9 | 1,166.67 | 991.00- | 84.9 | |
| 47990 | OTHER DIRECT FEDERAL REVENUE | 17,000.00 | 19,620.69- | 115.4 | 1,416.67 | 0.00 | 0.0 | |
| 48130 | CONTRIBUTIONS | 178,610.00 | 178,610.00- | 100.0 | 14,884.17 | 0.00 | 0.0 | |
| 48140 | CONTRACTED SERVICES | 48,286.66 | 48,286.66- | 100.0 | 4,023.89 | 0.00 | 0.0 | |
| 49700 | INSURANCE RECOVERY | 3,167.00 | 3,167.00- | 100.0 | 263.92 | 0.00 | 0.0 | |
| Total REVENUES | | 2,789,880.98 | 2,510,874.66- | 90.0 | 232,490.10 | 220,285.74- | 94.8 | |
| EXPENDITURES | | | | | | | | |
| 61000 | ADMINISTRATION | 292,059.00- | 275,910.08 | 94.5 | 24,338.24- | 21,976.04 | 90.3 | |
| 62000 | HIGHWAY AND BRIDGE MAINTENANCE | 1,828,598.66- | 1,660,336.28 | 90.8 | 152,383.23- | 71,164.07 | 46.7 | |
| 63100 | OPERATION AND MAINTENANCE OF EQUIPMENT | 404,508.38- | 356,815.02 | 88.2 | 33,709.03- | 8,971.13 | 26.6 | |
| 65000 | OTHER CHARGES | 89,519.00- | 83,296.75 | 93.0 | 7,459.91- | 5,282.05 | 70.8 | |
| 66000 | EMPLOYEE BENEFITS | 90,024.00- | 89,544.85 | 99.5 | 7,502.00- | 315.41 | 4.2 | |
| 68000 | CAPITAL OUTLAY | 107,283.94- | 35,779.20 | 33.4 | 8,940.33- | 0.00 | 0.0 | |
| 82120 | HIGHWAYS AND STREETS | 29,810.00- | 29,809.50 | 100.0 | 2,484.17- | 0.00 | 0.0 | |
| 82220 | HIGHWAYS AND STREETS | 1,970.00- | 1,969.06 | 100.0 | 164.17- | 0.00 | 0.0 | |
| Total EXPENDITURES | | 2,843,772.98- | 2,533,460.74 | 89.1 | 236,981.08- | 107,708.70 | 45.5 | |
| Total HIGHWAY/PUBLIC WORKS | | 53,892.00- | 22,586.08 | 41.9 | 4,490.98- | 112,577.04- | 2506.7 | |

* End of Report: JOHNSON CO ACCOUNTING *

Summary Financial Statement
JUNE 30, 2023

Fiscal Year Time Lapse: 100.00

141 GENERAL PURPOSE SCHOOL

| Account | Description | Year-To-Date | | Percent Of Budget | JUNE | | Percent Of Avg |
|-----------------------|--|--------------------|----------------|----------------------|---------------------|---------------|-------------------|
| | | Budget Estimate | Actual | | Estimate Avg/Mth | Actual | |
| REVENUES | | | | | | | |
| 40110 | CURRENT PROPERTY TAX | 2,415,400.00 | 2,484,969.83- | 102.9 | 201,283.33 | 14,648.98- | 7.3 |
| 40120 | TRUSTEE'S COLLECTIONS - PRIOR YEAR | 100,000.00 | 88,449.60- | 88.4 | 8,333.33 | 0.00 | 0.0 |
| 40125 | TRUSTEE'S COLLECTIONS - BANKRUPTCY | 0.00 | 139.66- | 0.0 | 0.00 | 6.25- | 0.0 |
| 40130 | CIR CLK/CLK & MASTER COLLECTIONS-PR YR | 25,000.00 | 20,259.94- | 81.0 | 2,083.33 | 5,548.24- | 266.3 |
| 40140 | INTEREST AND PENALTY | 20,000.00 | 18,722.84- | 93.6 | 1,666.67 | 862.36- | 51.7 |
| 40150 | PICK-UP TAXES | 1,000.00 | 0.00 | 0.0 | 83.33 | 0.00 | 0.0 |
| 40163 | PAYMENTS IN LIEU OF TAXES - OTHER | 24,538.00 | 53,099.40- | 216.4 | 2,044.83 | 27,447.48- | 1342.3 |
| 40210 | LOCAL OPTION SALES TAX | 1,275,000.00 | 1,284,227.69- | 100.7 | 106,250.00 | 117,618.47- | 110.7 |
| 40275 | MIXED DRINK TAX | 0.00 | 1,367.29- | 0.0 | 0.00 | 51.27- | 0.0 |
| 40320 | BANK EXCISE TAX | 5,000.00 | 24,779.53- | 495.6 | 416.67 | 0.00 | 0.0 |
| 41110 | MARRIAGE LICENSES | 1,000.00 | 931.00- | 93.1 | 83.33 | 104.50- | 125.4 |
| 41590 | OTHER PERMITS | 1,000.00 | 5,802.45- | 580.2 | 83.33 | 718.07- | 861.7 |
| 43570 | RECEIPTS FROM INDIVIDUAL SCHOOLS | 37,412.20 | 37,829.70- | 101.1 | 3,117.68 | 341.00- | 10.9 |
| 43581 | COMMUNITY SERVICE FEES - CHILDREN | 40,000.00 | 60,567.56- | 151.4 | 3,333.33 | 6,874.25- | 206.2 |
| 44160 | RETIREES' INSURANCE PAYMENTS | 15,000.00 | 6,273.64- | 41.8 | 1,250.00 | 533.10- | 42.6 |
| 44170 | MISCELLANEOUS REFUNDS | 424,234.93 | 438,100.62- | 103.3 | 35,352.91 | 137,697.94- | 389.5 |
| 44180 | EXPENDITURE CREDITS | 0.00 | 1,297.56- | 0.0 | 0.00 | 1,297.56- | 0.0 |
| 44530 | SALE OF EQUIPMENT | 16,494.00 | 16,494.00- | 100.0 | 1,374.50 | 0.00 | 0.0 |
| 44570 | CONTRIBUTIONS & GIFTS | 9,510.85 | 9,510.85- | 100.0 | 792.57 | 0.00 | 0.0 |
| 46511 | BASIC EDUCATION PROGRAM | 38,997,000.00 | 29,479,000.00- | 75.6 | 3,249,750.00 | 2,185,500.00- | 67.3 |
| 46515 | EARLY CHILDHOOD EDUCATION | 207,599.00 | 201,013.29- | 96.8 | 17,299.92 | 0.00 | 0.0 |
| 46520 | SCHOOL FOOD SERVICE | 13,000.00 | 10,227.13- | 78.7 | 1,083.33 | 0.00 | 0.0 |
| 46582 | STATE REVENUE SHARING TELECOMMUNICATIONS | 0.00 | 679.07- | 0.0 | 0.00 | 0.00 | 0.0 |
| 46590 | OTHER STATE EDUCATION FUNDS | 778,398.20 | 674,647.39- | 86.7 | 64,866.52 | 89,477.49- | 137.9 |
| 46610 | CAREER LADDER PROGRAM | 30,000.00 | 29,578.78- | 98.6 | 2,500.00 | 0.00 | 0.0 |
| 46790 | OTHER VOCATIONAL | 132,829.00 | 0.00 | 0.0 | 11,069.08 | 0.00 | 0.0 |
| 46852 | STATE REV SHARING - TELECOMMUNICATIONS | 0.00 | 7,450.93- | 0.0 | 0.00 | 724.24- | 0.0 |
| 47114 | USDA - OTHER | 3,135.00 | 3,135.00- | 100.0 | 261.25 | 0.00 | 0.0 |
| 47590 | OTHER FEDERAL THROUGH STATE | 25,000.00 | 0.00 | 0.0 | 2,083.33 | 0.00 | 0.0 |
| 47990 | OTHER DIRECT FEDERAL REVENUE | 59,507.00 | 59,788.53- | 100.5 | 4,958.92 | 0.00 | 0.0 |
| 49700 | INSURANCE RECOVERY | 18,998.00 | 19,231.94- | 101.2 | 1,583.17 | 0.00 | 0.0 |
| 49800 | TRANSFERS IN | 0.00 | 75,428.24- | 0.0 | 0.00 | 75,428.24- | 0.0 |
| Total REVENUES | | 44,676,056.18 | 35,113,003.46- | 78.6 | 3,723,004.66 | 2,664,879.44- | 71.6 |
| EXPENDITURES | | | | | | | |
| 71100 | REGULAR INSTRUCTION PROGRAM | 31,647,242.54- | 21,891,512.44 | 69.2 | 2,637,270.25- | 7,716,632.54 | 292.6 |
| 71150 | ALTERNATIVE INSTRUCTION PROGRAM | 135,479.46- | 124,343.13 | 91.8 | 11,289.95- | 11,117.02 | 98.5 |
| 71200 | SPECIAL EDUCATION PROGRAM | 1,703,944.13- | 1,617,165.32 | 94.9 | 141,995.34- | 188,956.60 | 133.1 |
| 71300 | CAREER AND TECHNICAL EDUCATION PROGRAM | 1,350,376.00- | 1,237,950.46 | 91.7 | 112,531.33- | 103,062.68 | 91.6 |
| 72110 | ATTENDANCE | 119,849.73- | 112,667.50 | 94.0 | 9,987.48- | 7,373.04 | 73.8 |
| 72120 | HEALTH SERVICES | 343,394.68- | 326,442.73 | 95.1 | 28,616.23- | 45,805.84 | 160.1 |
| 72130 | OTHER STUDENT SUPPORT | 918,217.63- | 907,886.38 | 98.9 | 76,518.16- | 90,079.36 | 117.7 |
| 72210 | REGULAR INSTRUCTION PROGRAM | 807,263.22- | 769,863.34 | 95.4 | 67,271.92- | 60,505.53 | 89.9 |
| 72220 | SPECIAL EDUCATION PROGRAM | 224,079.75- | 200,430.28 | 89.4 | 18,673.31- | 13,236.66 | 70.9 |

Summary Financial Statement
JUNE 30, 2023

Fiscal Year Time Lapse: 100.00

141 GENERAL PURPOSE SCHOOL

| Account | Description | Year-To-Date | | Percent Of Budget | JUNE | | Percent Of Avg |
|------------------------------|--|--------------------|---------------|----------------------|---------------------|--------------|-------------------|
| | | Budget Estimate | Actual | | Estimate Avg/Mth | Actual | |
| EXPENDITURES | | | | | | | |
| 72230 | CAREER AND TECHNICAL EDUCATION PROGRAM | 114,495.00- | 108,470.47 | 94.7 | 9,541.25- | 8,688.54 | 91.1 |
| 72250 | TECHNOLOGY | 219,661.50- | 183,164.70 | 83.4 | 18,305.12- | 9,624.39 | 52.6 |
| 72310 | BOARD OF EDUCATION | 779,368.57- | 636,156.00 | 81.6 | 64,947.38- | 391,910.98 | 603.4 |
| 72320 | OFFICE OF THE SUPERINTENDENT | 280,235.41- | 267,771.91 | 95.6 | 23,352.96- | 20,514.39 | 87.8 |
| 72410 | OFFICE OF THE PRINCIPAL | 1,415,785.98- | 1,358,074.13 | 95.9 | 117,982.16- | 188,093.00 | 159.4 |
| 72510 | FISCAL SERVICES | 132,232.65- | 131,645.28 | 99.6 | 11,019.39- | 10,524.55 | 95.5 |
| 72520 | SUPERVISOR/DIRECTOR | 73,320.58- | 71,152.54 | 97.0 | 6,110.07- | 4,860.65 | 79.6 |
| 72610 | OPERATION OF PLANT | 2,047,184.74- | 1,928,395.76 | 94.2 | 170,598.73- | 154,747.88 | 90.7 |
| 72620 | MAINTENANCE OF PLANT | 574,463.00- | 496,365.16 | 86.4 | 47,871.92- | 111,590.51 | 233.1 |
| 72710 | TRANSPORTATION | 1,176,607.46- | 1,067,726.53 | 90.7 | 98,050.60- | 175,822.59 | 179.3 |
| 72810 | CENTRAL AND OTHER | 56,037.09- | 47,126.45 | 84.1 | 4,669.77- | 82.00 | 1.8 |
| 73100 | FOOD SERVICE | 127,018.39- | 124,539.11 | 98.0 | 10,584.86- | 8,235.36 | 77.8 |
| 73300 | COMMUNITY SERVICES | 211,157.63- | 185,344.94 | 87.8 | 17,596.47- | 25,410.64 | 144.4 |
| 73400 | EARLY CHILDHOOD EDUCATION | 252,465.04- | 252,465.04 | 100.0 | 21,038.74- | 27,641.00 | 131.4 |
| 76100 | REGULAR CAPITAL OUTLAY | 59,725.00- | 54,092.00 | 90.6 | 4,977.09- | 10,080.00 | 202.5 |
| 82330 | EDUCATION | 264,154.00- | 264,154.00 | 100.0 | 22,012.83- | 0.00 | 0.0 |
| Total EXPENDITURES | | 45,033,759.18- | 34,364,905.60 | 76.3 | 3,752,813.31- | 9,384,596.75 | 250.1 |
| Total GENERAL PURPOSE SCHOOL | | 357,703.00- | 748,097.86- | 209.1 | 29,808.65- | 6,719,717.31 | 2542.8 |

* End of Report: JOHNSON CO ACCOUNTING *

Summary Financial Statement
JUNE 30, 2023

Fiscal Year Time Lapse: 100.00

142 SCHOOL FEDERAL PROJECTS

| Account | Description | Year-To-Date | | | JUNE | | |
|--------------------------------------|--|-----------------|--------------|-------------------|------------------|------------|----------------|
| | | Budget Estimate | Actual | Percent Of Budget | Estimate Avg/Mth | Actual | Percent Of Avg |
| REVENUES | | | | | | | |
| 44180 | EXPENDITURE CREDITS | 0.00 | 1,297.56 | 0.0 | 0.00 | 1,297.56 | 0.0 |
| 47131 | VOCATIONAL EDUC - BASIC GRANTS TO STATES | 60,175.62 | 42,342.88 | 70.4 | 5,014.64 | 0.00 | 0.0 |
| 47141 | TITLE I GRANTS TO LOCAL EDUC AGENCIES | 1,140,046.40 | 932,645.59 | 81.8 | 95,003.86 | 137,741.27 | 145.0 |
| 47143 | SPECIAL EDUCATION - GRANTS TO STATES | 1,165,826.43 | 718,986.22 | 61.7 | 97,152.20 | 143,490.68 | 147.7 |
| 47145 | SPECIAL EDUCATION PRESCHOOL GRANTS | 25,925.00 | 18,229.47 | 70.3 | 2,160.42 | 0.00 | 0.0 |
| 47147 | SAFE & DRUG-FREE SCHOOLS | 217,995.81 | 166,916.86 | 76.6 | 18,166.32 | 0.00 | 0.0 |
| 47148 | RURAL EDUCATION | 86,739.93 | 50,603.59 | 58.3 | 7,228.33 | 5,597.81 | 77.4 |
| 47189 | EISENHOWER PROF DEVELOPMENT STATE GRANTS | 134,812.95 | 128,273.76 | 95.1 | 11,234.41 | 15,262.74 | 135.9 |
| 47307 | CORONAVIRUS RELIEF FUNDS - ESSER 2.0 | 402,321.43 | 230,087.54 | 57.2 | 33,526.78 | 0.00 | 0.0 |
| 47309 | AMERICAN RESCUE PLAN | 99,411.00 | 97,411.00 | 98.0 | 8,284.25 | 0.00 | 0.0 |
| 47401 | CARES ACT ESSER 3.0 | 5,589,350.68 | 1,694,465.41 | 30.3 | 465,779.22 | 298,724.64 | 64.1 |
| 47402 | AMERICAN RESCUE PLAN FUNDS | 102,314.31 | 44,110.17 | 43.1 | 8,526.19 | 0.00 | 0.0 |
| 47403 | AMERICAN RESCUE PLAN FUNDS | 9,220.21 | 9,220.21 | 100.0 | 768.35 | 9,220.21 | 1200.0 |
| 47404 | AMERICAN RESCUE PLAN FUNDS | 119,138.03 | 29,962.45 | 25.1 | 9,928.17 | 133.94 | 1.3 |
| 47590 | OTHER FEDERAL THROUGH STATE | 484,822.00 | 354,737.07 | 73.2 | 40,401.83 | 27,713.01 | 68.6 |
| Total REVENUES | | 9,638,099.80 | 4,516,694.66 | 46.9 | 803,174.97 | 636,586.74 | 79.3 |
| EXPENDITURES | | | | | | | |
| 71100 | REGULAR INSTRUCTION PROGRAM | 2,093,596.46 | 1,236,372.26 | 59.1 | 174,466.38 | 167,350.35 | 95.9 |
| 71200 | SPECIAL EDUCATION PROGRAM | 1,064,448.54 | 690,576.06 | 64.9 | 88,704.02 | 158,130.61 | 178.3 |
| 71300 | CAREER AND TECHNICAL EDUCATION PROGRAM | 44,703.99 | 44,640.75 | 99.9 | 3,725.33 | 15,090.05 | 405.1 |
| 72110 | ATTENDANCE | 361.00 | 361.00 | 100.0 | 30.08 | 0.00 | 0.0 |
| 72120 | HEALTH SERVICES | 204,451.43 | 184,201.93 | 90.1 | 17,037.61 | 47,730.25 | 280.1 |
| 72130 | OTHER STUDENT SUPPORT | 252,072.93 | 151,815.14 | 60.2 | 21,006.07 | 36,459.62 | 173.6 |
| 72210 | REGULAR INSTRUCTION PROGRAM | 594,782.57 | 441,128.59 | 74.2 | 49,565.24 | 35,054.54 | 70.7 |
| 72220 | SPECIAL EDUCATION PROGRAM | 21,046.95 | 18,981.87 | 90.2 | 1,753.90 | 1,954.89 | 111.5 |
| 72250 | TECHNOLOGY | 50,935.76 | 34,237.95 | 67.2 | 4,244.65 | 0.00 | 0.0 |
| 72510 | FISCAL SERVICES | 43,127.68 | 27,968.00 | 64.8 | 3,593.97 | 0.00 | 0.0 |
| 72610 | OPERATION OF PLANT | 39,963.98 | 36,963.98 | 92.5 | 3,330.33 | 0.00 | 0.0 |
| 72710 | TRANSPORTATION | 294,583.83 | 271,107.22 | 92.0 | 24,548.65 | 15,687.45 | 63.9 |
| 73300 | COMMUNITY SERVICES | 315,873.50 | 314,729.88 | 99.6 | 26,322.80 | 1,082.46 | 4.1 |
| 76100 | REGULAR CAPITAL OUTLAY | 4,483,165.86 | 1,956,168.08 | 43.6 | 373,597.15 | 273,605.00 | 73.2 |
| 99100 | TRANSFERS OUT | 103,345.82 | 75,702.24 | 73.3 | 8,612.15 | 75,702.24 | 879.0 |
| Total EXPENDITURES | | 9,606,460.30 | 5,484,954.95 | 57.1 | 800,538.33 | 827,847.46 | 103.4 |
| Total SCHOOL FEDERAL PROJECTS | | 31,639.50 | 968,260.29 | 3060.3 | 2,636.64 | 191,260.72 | 7254.0 |

Summary Financial Statement
JUNE 30, 2023

Fiscal Year Time Lapse: 100.00

143 CENTRAL CAFETERIA

| Account | Description | Year-To-Date | | JUNE | | Percent Of Budget | Actual Of Avg | Percent |
|-------------------------|----------------------------------|--------------------|--------------|---------------------|------------|----------------------|------------------|---------|
| | | Budget Estimate | Actual | Estimate Avg/Mth | Actual | | | |
| REVENUES | | | | | | | | |
| 43522 | LUNCH PAYMENTS - ADULTS | 65,000.00 | 0.00 | 0.00 | 5,416.67 | 0.00 | 0.00 | 0.0 |
| 43525 | A LA CARTE SALES | 60,000.00 | 0.00 | 0.00 | 5,000.00 | 0.00 | 0.00 | 0.0 |
| 43570 | RECEIPTS FROM INDIVIDUAL SCHOOLS | 0.00 | 118,027.50 | 0.0 | 0.00 | 12,558.49 | 379.63 | 113.9 |
| 44110 | INVESTMENT INCOME | 4,000.00 | 4,210.59 | 105.3 | 333.33 | 83,022.73 | 0.00 | 112.0 |
| 47111 | USDA SCHOOL LUNCH PROGRAM | 889,709.00 | 958,709.46 | 107.8 | 74,142.42 | 27,018.74 | 0.00 | 83.1 |
| 47112 | USDA - COMMODITIES | 114,851.00 | 0.00 | 0.0 | 9,570.92 | 0.00 | 0.00 | 0.0 |
| 47113 | BREAKFAST | 390,000.00 | 264,286.79 | 67.8 | 32,500.00 | 0.00 | 0.00 | 0.0 |
| 47114 | USDA - OTHER | 106,140.60 | 106,140.60 | 100.0 | 8,845.05 | 0.00 | 0.00 | 0.0 |
| Total REVENUES | | 1,629,700.60 | 1,451,374.94 | 89.1 | 135,808.39 | 122,979.59 | | 90.6 |
| EXPENDITURES | | | | | | | | |
| 73100 | FOOD SERVICE | 1,629,700.60 | 1,369,845.30 | 84.1 | 135,808.38 | 32,989.12 | | 24.3 |
| Total EXPENDITURES | | 1,629,700.60 | 1,369,845.30 | 84.1 | 135,808.38 | 32,989.12 | | 24.3 |
| Total CENTRAL CAFETERIA | | 0.00 | 81,529.64 | 0.0 | 0.01 | 89,990.47 | | 4700.0 |

* End of Report: JOHNSON CO ACCOUNTING *

Summary Financial Statement
JUNE 30, 2023

Fiscal Year Time Lapse: 100.00

145 OTHER EDUCATION SPECIAL REVENUE

| Account | Description | Year-To-Date | | Percent, Of Budget | JUNE | | Percent Of Avg |
|---------|--|--------------------|------------|-----------------------|---------------------|-----------|-------------------|
| | | Budget Estimate | Actual | | Estimate Avg/Mth | Actual | |
| 43542 | CONTRACT FOR INSTRUCT SERV W/OTHER LEA'S | 793,910.67 | 745,033.02 | 93.8 | 66,159.22 | 58,905.62 | 89.0 |
| | Total REVENUES | 793,910.67 | 745,033.02 | 93.8 | 66,159.22 | 58,905.62 | 89.0 |
| | EXPENDITURES | | | | | | |
| 71100 | REGULAR INSTRUCTION PROGRAM | 640,437.02 | 618,410.33 | 96.6 | 53,369.75 | 45,423.78 | 85.1 |
| 72110 | ATTENDANCE | 27,032.54 | 12,638.86 | 46.8 | 2,252.71 | 1,765.75 | 78.4 |
| 72120 | HEALTH SERVICES | 27,490.08 | 20,615.17 | 75.0 | 2,290.83 | 1,620.36 | 70.7 |
| 72210 | REGULAR INSTRUCTION PROGRAM | 98,951.03 | 92,781.28 | 93.8 | 8,245.94 | 8,552.25 | 103.7 |
| | Total EXPENDITURES | 793,910.67 | 744,445.64 | 93.8 | 66,159.23 | 57,362.14 | 86.7 |
| | Total OTHER EDUCATION SPECIAL REVENUE | 0.00 | 587.38 | 0.0 | 0.01 | 1,543.48 | 4800.0 |

* End of Report: JOHNSON CO ACCOUNTING *

Summary Financial Statement
JUNE 30, 2023

Fiscal Year Time Lapse: 100.00

151 GENERAL DEBT SERVICE

| Account | Description | Year-To-Date | | JUNE | | Percent Of Budget | Actual Of Avg |
|-----------------------------------|--|---------------------|---------------------|---------------------|-------------------|----------------------|------------------|
| | | Budget Estimate | Actual | Estimate Avg/Mth | Percent Of Avg | | |
| REVENUES | | | | | | | |
| 40110 | CURRENT PROPERTY TAX | 455,075.00 | 468,181.54 | 37,922.92 | 2,759.95 | 102.9 | 7.3 |
| 40120 | TRUSTEE'S COLLECTIONS - PRIOR YEAR | 25,000.00 | 15,970.89 | 2,083.33 | 0.00 | 63.9 | 0.0 |
| 40125 | TRUSTEE'S COLLECTIONS - BANKRUPTCY | 0.00 | 26.00 | 0.00 | 1.16 | 0.0 | 0.0 |
| 40130 | CIR CLK/CLK & MASTER COLLECTIONS-PR YR | 5,000.00 | 3,746.41 | 416.67 | 1,001.76 | 74.9 | 240.4 |
| 40140 | INTEREST AND PENALTY | 5,000.00 | 3,421.43 | 416.67 | 162.49 | 68.4 | 39.0 |
| 40161 | PAYMENTS IN LIEU OF TAXES - T. V. A. | 200.00 | 0.00 | 16.67 | 0.00 | 0.0 | 0.0 |
| 40163 | PAYMENTS IN LIEU OF TAXES - OTHER | 4,623.00 | 9,803.10 | 385.25 | 5,171.26 | 212.1 | 1342.3 |
| 40210 | LOCAL OPTION SALES TAX | 30,000.00 | 27,500.00 | 2,500.00 | 2,500.00 | 91.7 | 100.0 |
| 40240 | WHEEL TAX | 262,050.00 | 245,837.42 | 21,837.50 | 27,135.56 | 93.8 | 124.3 |
| 40320 | BANK EXCISE TAX | 4,000.00 | 4,668.60 | 333.33 | 0.00 | 116.7 | 0.0 |
| 46852 | STATE REV SHARING - TELECOMMUNICATIONS | 1,500.00 | 1,531.65 | 125.00 | 136.44 | 102.1 | 109.2 |
| 47990 | OTHER DIRECT FEDERAL REVENUE | 0.00 | 174.55 | 0.00 | 0.00 | 0.0 | 0.0 |
| 48130 | CONTRIBUTIONS | 264,154.00 | 264,154.00 | 22,012.83 | 0.00 | 100.0 | 0.0 |
| Total REVENUES | | 1,056,602.00 | 1,045,015.59 | 88,050.17 | 38,868.62 | 98.9 | 44.1 |
| EXPENDITURES | | | | | | | |
| 82110 | GENERAL GOVERNMENT | 288,000.00 | 288,000.00 | 24,000.00 | 0.00 | 100.0 | 0.0 |
| 82130 | EDUCATION | 646,000.00 | 646,000.00 | 53,833.33 | 0.00 | 100.0 | 0.0 |
| 82210 | GENERAL GOVERNMENT | 48,328.00 | 48,327.36 | 4,027.33 | 0.00 | 100.0 | 0.0 |
| 82230 | EDUCATION | 23,741.00 | 23,740.20 | 1,978.42 | 0.00 | 100.0 | 0.0 |
| 82310 | GENERAL GOVERNMENT | 30,000.00 | 13,134.24 | 2,500.00 | 145.14 | 43.8 | 5.8 |
| Total EXPENDITURES | | 1,036,069.00 | 1,019,201.80 | 86,339.08 | 145.14 | 98.4 | 0.2 |
| Total GENERAL DEBT SERVICE | | 20,533.00 | 25,813.79 | 1,711.09 | 38,723.48 | 125.7 | 2263.1 |

* End of Report: JOHNSON CO ACCOUNTING *

Summary Financial Statement
JUNE 30, 2023

Fiscal Year Time Lapse: 100.00

1.71 GENERAL CAPITAL PROJECTS

| Account | Description | Year-To-Date | | JUNE | | Percent Of Budget | Actual | Estimate Avg/Mth | Actual | Percent Of Avg |
|----------------|--|--------------------|---------------|---------------------|------------|----------------------|------------|---------------------|--------|-------------------|
| | | Budget Estimate | Actual | Estimate Avg/Mth | Actual | | | | | |
| REVENUES | | | | | | | | | | |
| 40110 | CURRENT PROPERTY TAX | 280,046.00 | 288,115.13- | 102.9 | 23,337.17 | | 1,698.40- | | 7.3 | |
| 40120 | TRUSTEE'S COLLECTIONS - PRIOR YEAR | 10,000.00 | 9,827.24- | 98.3 | 833.33 | | 0.00 | | 0.0 | |
| 40125 | TRUSTEE'S COLLECTIONS - BANKRUPTCY | 0.00 | 14.55- | 0.0 | 0.00 | | 0.65- | | 0.0 | |
| 40130 | CIR CLK/CLK & MASTER COLLECTIONS-PR YR | 2,500.00 | 2,169.15- | 86.8 | 208.33 | | 616.47- | | 295.9 | |
| 40140 | INTEREST AND PENALTY | 2,000.00 | 2,105.92- | 105.3 | 166.67 | | 99.97- | | 60.0 | |
| 40161 | PAYMENTS IN LIEU OF TAXES - T. V. A. | 100.00 | 0.00 | 0.0 | 8.33 | | 0.00 | | 0.0 | |
| 40163 | PAYMENTS IN LIEU OF TAXES - OTHER | 2,845.00 | 6,032.76- | 212.0 | 237.08 | | 3,182.32- | | 1342.3 | |
| 40240 | WHEEL TAX | 34,940.00 | 32,778.31- | 93.8 | 2,911.67 | | 3,618.08- | | 124.3 | |
| 40320 | BANK EXCISE TAX | 2,500.00 | 2,873.00- | 114.9 | 208.33 | | 0.00 | | 0.0 | |
| 46410 | BRIDGE PROGRAM | 293,827.73 | 293,827.73- | 100.0 | 24,485.64 | | 83.97- | | 112.0 | |
| 46852 | STATE REV SHARING - TELECOMMUNICATIONS | 900.00 | 863.88- | 96.0 | 75.00 | | 0.00 | | 0.0 | |
| 47170 | APPALACHIAN REGIONAL COMMISSION | 406,000.00 | 0.00 | 0.0 | 33,833.33 | | 0.00 | | 0.0 | |
| 47990 | OTHER DIRECT FEDERAL REVENUE | 0.00 | 107.41- | 0.0 | 0.00 | | 0.00 | | 0.0 | |
| 49800 | TRANSFERS IN | 1,114,000.00 | 428,095.20- | 38.4 | 92,833.33 | | 32,047.45- | | 34.5 | |
| Total REVENUES | | 2,149,658.73 | 1,066,810.28- | 49.6 | 179,138.21 | | 41,347.31- | | 23.1 | |

EXPENDITURES

| | | | | | | | | | | |
|--------------------------------|--|---------------|--------------|-------|-------------|--|------------|--|-------|--|
| 91110 | GENERAL ADMINISTRATION PROJECTS | 157,200.00- | 146,097.00 | 92.9 | 13,100.00- | | 74.11 | | 0.6 | |
| 91130 | PUBLIC SAFETY PROJECTS | 80,000.00- | 80,000.00 | 100.0 | 6,666.67- | | 0.00 | | 0.0 | |
| 91160 | AGRICULTURE & NATURAL RESOURCES PROJECTS | 590,000.00- | 9,276.80 | 1.6 | 49,166.66- | | 0.00 | | 0.0 | |
| 91190 | OTHER GENERAL GOVERNMENT PROJECTS | 750,000.00- | 32,047.45 | 4.3 | 62,500.00- | | 0.00 | | 0.0 | |
| 91200 | HIGHWAY & STREET CAPITAL PROJECTS | 480,618.15- | 458,043.66 | 95.3 | 40,051.51- | | 2,742.00- | | 6.8 | |
| 95100 | CAPITAL PROJECTS DONATED TO SCHOOL DEPAR | 231,838.00- | 231,838.00 | 100.0 | 19,319.83- | | 0.00 | | 0.0 | |
| 99100 | TRANSFERS OUT | 58,610.00- | 58,610.00 | 100.0 | 4,884.17- | | 0.00 | | 0.0 | |
| Total EXPENDITURES | | 2,348,266.15- | 1,015,912.91 | 43.3 | 195,688.84- | | 2,667.89- | | 1.4 | |
| Total GENERAL CAPITAL PROJECTS | | 198,607.42- | 50,897.37- | 25.6 | 16,550.63- | | 44,015.20- | | 265.9 | |

* End of Report: JOHNSON CO ACCOUNTING *

Summary Financial Statement
JUNE 30, 2023

Fiscal Year Time Lapse: 100.00

172 COMMUNITY DEVELOPMENT/INDUSTRIAL PARK

| Account | Description | Year-To-Date | | JUNE | | Percent Of Avg |
|---------------------|--------------------------------------|--------------------|---------------------|---------------------|------------|-------------------|
| | | Budget Estimate | Actual Of Budget | Estimate Avg/Mth | Actual | |
| REVENUES | | | | | | |
| 44120 | LEASE/RENTALS | 100,000.00 | 109,176.00- | 109.2 | 8,333.33 | 11,023.00- |
| 49800 | TRANSFERS IN | 950,000.00 | 0.00 | 0.0 | 79,166.67 | 0.00 |
| | Total REVENUES | 1,050,000.00 | 109,176.00- | 10.4 | 87,500.00 | 11,023.00- |
| EXPENDITURES | | | | | | |
| 82110 | GENERAL GOVERNMENT | 105,556.00- | 105,555.56 | 100.0 | 8,796.33- | 105,555.56 |
| 91110 | GENERAL ADMINISTRATION PROJECTS | 80,487.00- | 71,030.16 | 88.3 | 6,707.24- | 12,933.16 |
| 91190 | OTHER GENERAL GOVERNMENT PROJECTS | 950,000.00- | 251,013.52 | 26.4 | 79,166.66- | 224,869.20 |
| | Total EXPENDITURES | 1,136,043.00- | 427,599.24 | 37.6 | 94,670.23- | 343,357.92 |
| | Total COMMUNITY DEVELOPMENT/INDUSTRI | 86,043.00- | 318,423.24 | 370.1 | 7,170.23- | 332,334.92 |

* End of Report: JOHNSON CO ACCOUNTING *

Summary Financial Statement
JUNE 30, 2023

Fiscal Year Time Lapse: 100.00

351 CITIES - SALES TAX

| Account | Description | Year-To-Date | | JUNE | | Percent Of Avg |
|--------------|--------------------------|--------------------|---------------------|---------------------|------------|-------------------|
| | | Budget Estimate | Actual Of Budget | Estimate Avg/Mth | Actual | |
| REVENUES | | | | | | |
| 40210 | LOCAL OPTION SALES TAX | 900,000.00 | 697,734.97- | 77.5 | 75,000.00 | 87.3 |
| | Total REVENUES | 900,000.00 | 697,734.97- | 77.5 | 75,000.00 | 87.3 |
| EXPENDITURES | | | | | | |
| 58700 | PAYMENTS TO CITIES | 900,000.00- | 760,473.57 | 84.5 | 75,000.00- | 87.3 |
| | Total EXPENDITURES | 900,000.00- | 760,473.57 | 84.5 | 75,000.00- | 87.3 |
| | Total CITIES - SALES TAX | 0.00 | 62,738.60 | 0.0 | 0.00 | 0.0 |

* End of Report: JOHNSON CO ACCOUNTING *

Summary Financial Statement
JUNE 30, 2023

Fiscal Year Time Lapse: 100.00

362 OTHER CUSTODIAL FUND

| Account | Description | Year-To-Date----- | | JUNE----- | | Percent Of Budget | Estimate Avg/Mth | Actual | Percent Of Avg |
|--------------|--|--------------------|-------------|---------------------|------------|----------------------|---------------------|--------|-------------------|
| | | Budget Estimate | Actual | Estimate Avg/Mth | Actual | | | | |
| REVENUES | | | | | | | | | |
| 48130 | CONTRIBUTIONS | 503,986.00 | 402,500.00- | 79.9 | 41,998.83 | 12,500.00- | 29.8 | | |
| | Total REVENUES | 503,986.00 | 402,500.00- | 79.9 | 41,998.83 | 12,500.00- | 29.8 | | |
| EXPENDITURES | | | | | | | | | |
| 51900 | OTHER GENERAL ADMINISTRATION | 177,214.00- | 161,896.55 | 91.4 | 14,767.84- | 29,879.24 | 202.3 | | |
| 56700 | PARKS AND FAIR BOARDS | 6,000.00- | 3,714.68 | 61.9 | 500.00- | 173.72 | 34.7 | | |
| 91150 | SOCIAL, CULTURAL AND RECREATION PROJECTS | 339,772.00- | 240,587.66 | 70.8 | 28,314.33- | 64,268.74 | 227.0 | | |
| | Total EXPENDITURES | 522,986.00- | 406,198.89 | 77.7 | 43,582.17- | 94,321.70 | 216.4 | | |
| | Total OTHER CUSTODIAL FUND | 19,000.00- | 3,698.89 | 19.5 | 1,583.34- | 81,821.70 | 5167.7 | | |

* End of Report: JOHNSON CO ACCOUNTING *



Dave Garris Johnson County Airport

611 Airport Rd.

Mountain City, TN 37683

2nd Quarter 2023 Airport Report

Besides the overly rainy weather that seemed to be the theme for this spring the Airport remained busy getting ready for the summer months and kicking off the Skydiving season.

Epic Life Challenge organization sponsored a cancer survivor Skydive event wherein to make it interesting they wanted to skydive 100 participants in a day, they achieved 101 by the time of engine shut down. Congratulations to Skydive Mountain City for putting on a flawless event and providing smiles all around.

Ongoing grant projects are moving forward with the required lighting upgrade with signed contracts in hand with Guardian Electric of Nashville to preform the installation duties. The present Medium Intensity Runway Lighting (MIRL) were installed by local pilots back in the 1970's and don't meet FAA standards for spacing and type. I have no idea when the Visual Approach Slope Indicator (VASI) quit working for the entry to Runway 25, but I've been flying here close to 25 years and have never seen it in operation. I did however open up the units when I assumed management of the Airport to see if I could get anything going only to find the electrical boards completely fried out and unsupported by any company that I could locate. I understand that parts have been ordered and work expected to be in September wherein the Airport will have to be closed a few days in order to preform the runway portion of the project.

The land Acquisition figures have been presented to Maymead Farms for the ongoing Parallel Taxiway project. We need a 15' strip of land the that runs beside the future taxiway to meet Airport B2 construction FAA standards and are awaiting a reply from Maymead Farms for the acceptance or refusal of the monetary offer phase of 1.79 acres for \$39,000.00. This strip of land does not have any active farming and is an unmaintained portion of Maymead Farms Inc.

As I write this report my thoughts are on the excitement and preparation of the upcoming August events starting with the Powered Para Glider/Chute fly-in beginning the 1st and ending on the 6th. From the amount of phone calls, emails and social media questions I'm getting, my guess is going to be around 200 count in attendance. Immediately afterwards a Department of Defense contractor is going to be utilizing the facility to test UAS vehicles that are to be used as targets on research missile ranges out in the desert. The Remote Control Jet National Championship competition is the 24th through the 27th and is a incredible display of airmanship with literally the best RC Jet pilots in the Country putting model aircraft that costs 10's of thousands of dollars through the paces.

Active Airport, Hangars full, 38 planes of waiting list, plenty of fuel for the summer, bright future for the Airport Facility...couldn't be happier!
I remain at your will...

Dave Garris
Manager
Johnson County Airport (6a4)

Johnson County Chancery/Probate Court
Annual Financial Report
For The Year Ended June 30, 2023

Date: 6/30/2023 6:59:17PM
User: sherrie

| Acct # | Description | Beginning Balance | Adjustments | Receipts | Disbursements | Commission Transfers | Ending Balance |
|-----------------------------------|--|-------------------|-------------|------------|---------------|----------------------|----------------|
| Fund: 905 Clerk And Master | | | | | | | |
| 23000 | Due To State Of Tennessee | 0.00 | 201.50 | 4,356.78 | -4,267.40 | -290.88 | 0.00 |
| | 23111 Litigation Tax | 0.00 | 201.50 | 4,356.78 | -4,267.40 | -290.88 | 0.00 |
| | Totals: | | | | | | |
| 24000 | Due To County Trustee | 0.00 | 200.58 | 4,330.00 | -4,241.49 | -289.09 | 0.00 |
| | 24140 Litigation Tax - General | 0.00 | 73.25 | 1,823.58 | -1,775.07 | -121.76 | 0.00 |
| | 24150 Litigation Tax - Special Purpose | 0.00 | 3,129.88 | 58,683.15 | -58,923.39 | -2,889.64 | 0.00 |
| | 24160 Delinquent Taxes | 0.00 | 1,549.00 | 11,158.61 | -12,695.02 | -12.59 | 0.00 |
| | 24360 Officers Costs | 0.00 | 22.50 | 84.00 | -102.60 | -3.90 | 0.00 |
| | 24490 Other Collections | 0.00 | 4,975.21 | 76,079.34 | -77,737.57 | -3,316.98 | 0.00 |
| | Totals: | | | | | | |
| 25000 | Due To Cities | 0.00 | 24.22 | 6,912.43 | -6,591.02 | -345.63 | 0.00 |
| | 25110 City Delinquent Taxes | 0.00 | 24.22 | 6,912.43 | -6,591.02 | -345.63 | 0.00 |
| | Totals: | | | | | | |
| 26000 | Due To Litigants, Heirs And Others | 385,233.68 | 31,794.01 | 387,002.07 | -463,365.24 | 0.00 | 342,664.52 |
| | 26100 Court Funds And Costs | 0.00 | -40.00 | 308.33 | -268.33 | 0.00 | 0.00 |
| | 26200 Officers' Costs - Non-County | 0.00 | 4,925.00 | 5,003.00 | -9,928.00 | 0.00 | 0.00 |
| | 26300 Alimony/child Support | 0.00 | 250.00 | 6,336.00 | -6,586.00 | 0.00 | 0.00 |
| | 26310 Publications | 0.00 | -69.45 | 4,264.24 | 0.00 | 0.00 | 275,536.80 |
| | 26400 Deposits | 271,342.01 | 5,447.42 | 49,835.82 | -55,283.24 | 0.00 | 0.00 |
| | 26510 Attorney Fees - Delinquent Tax | 0.00 | 44,306.98 | 452,749.46 | -535,430.81 | 0.00 | 618,201.32 |
| | Totals: | 656,575.69 | | | | | |
| 28000 | Other Credits | 200.00 | 4,935.55 | 50,628.73 | -59,517.77 | 3,933.49 | 200.00 |
| | 29900 Fee/Commission Account | 200.00 | 4,935.55 | 50,628.73 | -59,517.77 | 3,933.49 | 200.00 |
| | Totals: | | | | | | |
| | Fund Totals: | 656,775.69 | 54,443.46 | 590,726.74 | -683,544.57 | 0.00 | \$618,401.32 |

EOY

Summary of Assets:


| | | |
|----------------|---------------------|---------------------|
| Cash In Bank | \$385,233.68 | \$342,664.52 |
| Cash On Hand | \$200.00 | \$200.00 |
| Investments | \$271,342.01 | \$275,536.80 |
| Totals: | \$656,775.69 | \$618,401.32 |

This report is submitted in accordance with requirements of Section 5-8-505 and/or 67-5-1902, Tennessee Code Annotated, and to the best of my knowledge and belief accurately reflects transactions of this office for the year ended June 30, 2023.

Debbie Denner (Signature) Clerk & Master (Title) 6-30-23 (Date)

Sworn to and subscribed before me this 7th day of July, 2023.
my commission expires: 10/25/2024

Casey Payne, Notary Public



[Handwritten signature]



Johnson County Emergency Management

Jason Blevins, Director
216 Honeysuckle St.
Mountain City, TN 37683
(423)-727-2507



County Quarterly Report July 2023

- All required reports and paperwork have been turned in to TEMA this quarter.
- Staff participated monthly in TEMA communications checks to ensure that we have proper communications. Those checks were conducted on April 25, May 16, and June 20.
- EMA attended the Regional Directors' Meeting at TEMA East on May 9.
- EMA is working with all emergency agencies to identify and improve the communications for our county. We have met with a few different companies/agencies to gather information to share with our responders and the commission. We continue to work on equipment needs as well as coverage maps. A Public Safety Committee meeting was held on June 6 with representatives from Motorola on the system and the VCIF grant funding.
- EMA attended an Incident Management Team class through FEMA on May 22-26 in Kingsport.
- EMA attended the EMAT Training Conference in Knoxville on April 18-20.
- EMA Operations Officer helped teach drug classes at the Middle School to go over the dangers of drugs and vaping. He also taught classes on social media and Peer Pressure.
- EMA attended a Courthouse emergency plan meeting on May 2 to work on an update to the Courthouse security plan.
- EMA worked with the Sheriff's Office and MCPD to obtain funding through VCIF grant. We will have updates during the August meeting.
- EMA attended an exercise at Johnson County Hospital on May 11.
- EMA hosted a Damage Assessment Training on April 4.
- EMA Operations Officer attended the SRO/L.E.A.D. Instructor training from June 11-June 16
- EMA responded to the following incidents this quarter: May 28 Shady Valley car accident at JCSO request.
- EMA attended career fairs at Laurel, Doe and Roan Creek Schools as well as the BAM and Girls on the Go Mud Run to help plan the event for the kids.

Prepared and submitted by:

A handwritten signature in cursive script that reads "Jason Blevins".

Jason Blevins, EMA Director

CONTRACTOR/GRANTEE JOHNSON COUNTY GOVERNMENT/STATE GRANTS PROGRAM FEDERAL ID # C62-6000686-04

HEALTH

REPORT PERIOD 4/1/23 to 6/30/23

CONTRACTING STATE AGENCY

Program # GG-23-75518-02

Contract Number

Grant Period 7/1/22 - 6/30/23

Program Name LOCAL HEALTH

Service Name

Schedule A

EXPENSE BY OBJECT:

| Item # | EXPENSE BY OBJECT: | QUARTER TO DATE | YEAR TO DATE | QUARTER TO DATE | YEAR TO DATE |
|--------|--|-----------------|--------------|-----------------|--------------|
| 1 | Salaries and Wages | 25,058.45 | 72,758.58 | | |
| 2 | Employee Benefits & Payroll Taxes | 6,966.30 | 22,475.94 | | 0.00 |
| 3 | Total Personnel Expenses | 32,024.75 | 95,234.52 | 0.00 | |
| 4 | Professional Fees | 0.00 | 0.00 | | |
| 5 | Supplies | | | | |
| 6 | Telephone | | | | |
| 7 | Postage and Shipping | | | | |
| 8 | Occupancy | | | | |
| 9 | Equipment Rental and Maintenance | | | | |
| 10 | Printing and Publications | | 1,563.53 | | |
| 11 | Travel | 701.04 | | | |
| 12 | Conferences and Meetings | | | | |
| 13 | Interest | | | | |
| 14 | Insurance | | | | |
| 15 | Grants and Awards | | | | |
| 16 | Specific Assistance to Individuals | | | | |
| 17 | Depreciation | | | | |
| 18 | Other Non-personnel Expenses (detail) | | | | |
| a | Dentist Professional Tax | | | | |
| b | | | | | |
| c | | | | | |
| d | | | | | |
| 19 | Total Non-personnel Expenses | 701.04 | 1,563.53 | 0.00 | 0.00 |
| 20 | Reimbursable Capital Purchases | | | | |
| 21 | TOTAL DIRECT PROGRAM EXPENSES | 32,725.79 | 96,798.05 | 0.00 | 0.00 |
| 22 | Administrative Expenses | | | | |
| 23 | TOTAL DIRECT AND ADMINISTRATIVE EXPENSES | 32,725.79 | 96,798.05 | 0.00 | 0.00 |
| 24 | In-Kind Expenses | | | | |
| 25 | TOTAL EXPENSES | 32,725.79 | 96,798.05 | 0.00 | 0.00 |

CONTRACTOR/GRANTEE JOHNSON COUNTY GOVERNMENT/STATE GRANTS PROGRAM FEDERAL ID # C62-6000686-04

CONTRACTING STATE AGENCY HEALTH REPORT PERIOD 4/1/23 to 6/30/23

Program #
 Contract Number GG-23-75518-02
 Grant Period 7/1/22 - 6/30/23
 Program Name LOCAL HEALTH
 Service Name

| Schedule B Item # | EXPENSE BY OBJECT: | QUARTER TO DATE | YEAR TO DATE | QUARTER TO DATE | YEAR TO DATE |
|-------------------|--|-----------------|--------------|-----------------|--------------|
| 31 | Reimbursable Program Funds | | | | |
| 32 | Reimbursable Federal Program Funds | 32,725.79 | 96,798.05 | | |
| 33 | Reimbursable State Program Funds | 32,725.79 | 96,798.05 | 0.00 | 0.00 |
| 33 | Total Reimbursable Program Funds (equals line 55) | | | | |
| | Matching Revenue Funds | | | | |
| 34 | Other Federal Funds | | | | |
| 35 | Other State Funds | | | | |
| 36 | Other Government Funds | | | | |
| 37 | Cash Contributions (non-government) | | | | |
| 38 | In-Kind Contributions (equals line 24) | | 0.00 | #REF! | #REF! |
| 39 | Program Income | | | | |
| 40 | Other Matching Revenue | | | | |
| 41 | Total Matching Revenue Funds | | | #REF! | #REF! |
| 42 | Other Program Funds | | | | |
| 43 | Total Revenue | 32,725.79 | 96,798.05 | #REF! | #REF! |
| | Reconciliation Between Total and Reimbursable Expenses | | | | |
| 51 | Total Expenses (line 25) | 32,725.79 | 96,798.05 | #REF! | #REF! |
| 52 | Subtract Other Unallowable Expenses (contractual) | | | | |
| 53 | Subtract Excess Administration Expenses (contractual) | | | | |
| 54 | Subtract Matching Expenses (equals line 41) | 0.00 | 0.00 | #REF! | #REF! |
| 55 | Reimbursable Expenses (line 51 less lines 52,53,54) | 32,725.79 | 96,798.05 | #REF! | #REF! |
| 56 | Total Reimbursement To Date | 22,466.50 | 72,239.43 | | |
| 57 | Difference (line 55 less line 56) | 10,259.29 | 24,558.62 | #REF! | #REF! |
| 58 | Advances | | | | |
| 59 | This reimbursement (line 57 less line 58) | 10,259.29 | 24,558.62 | #REF! | #REF! |

Attendance

Flora Bellamy <fbellamy201@gmail.com>

Fri 6/30/2023 4:08 PM

To:office mayor <office.mayor@johnsoncountyttn.gov>

City:167 County:250 Total: 417

--

Flo Bellamy

Director

MC/JC Community Center

214 College Street

Mountain City, TN 37683

423-727-2942

423-727-3258 Fax

Johnson County Highway Department
196 Pleasant Valley Road
Mountain City, TN 37683

Jeff Wagner
Road Superintendent

Quarterly Report
April 2023-June 2023

Job Report

April 1, 2023-June 30, 2023

Reporting Period
4/1/2023 to 6/30/2023

| Job No | Date | Job Location | Activity Function Code-Description | Road Dist | Material | Labor |
|--------|----------|------------------------|--|-----------|------------|------------|
| 69980 | 4/1/2023 | COPLEY BRANCH RD | 1314 - Tree & Debris Removal Damage | | \$0.00 | \$49.50 |
| 69981 | 4/1/2023 | Various roads | 1314 - Tree & Debris Removal Damage | | \$0.00 | \$413.27 |
| 69982 | 4/1/2023 | ANDERSON DR | 1314 - Tree & Debris Removal Damage | | \$0.00 | \$49.50 |
| 69983 | 4/1/2023 | HARBIN HILL RD | 1314 - Tree & Debris Removal Damage | | \$0.00 | \$94.50 |
| 69984 | 4/1/2023 | OWL HOLLOW RD | 1314 - Tree & Debris Removal Damage | | \$0.00 | \$48.00 |
| 69979 | 4/1/2023 | ROBINSON HOLLOW LN | 1314 - Tree & Debris Removal Damage | | \$0.00 | \$97.50 |
| 69991 | 4/3/2023 | Various roads | 301 - Pot Hole Patching | | \$0.00 | \$413.58 |
| 69985 | 4/3/2023 | Shop | 376 - Equipment Repair | | \$0.00 | \$520.40 |
| 69986 | 4/3/2023 | NORRIS RD | 310 - Ditching On Road R.O.W. | | \$0.00 | \$815.40 |
| 69987 | 4/3/2023 | Various roads | 1314 - Tree & Debris Removal Damage | | \$0.00 | \$1,580.00 |
| 69988 | 4/3/2023 | Associated Asphalt | 1007 - Haul Material | | \$4,063.30 | \$56.00 |
| 69989 | 4/3/2023 | BERRY BRANCH RD | 301 - Pot Hole Patching | | \$0.00 | \$156.53 |
| 69990 | 4/3/2023 | Various roads | - | | \$0.00 | \$0.00 |
| 69996 | 4/4/2023 | Various roads | 301 - Pot Hole Patching | | \$0.00 | \$663.10 |
| 69995 | 4/4/2023 | Virginia | 405 - Pick up Truck | | \$0.00 | \$56.43 |
| 69994 | 4/4/2023 | NORRIS RD Stockpile | 604 - Replacement of Pipe | | \$155.00 | \$815.40 |
| 69992 | 4/4/2023 | Shop | 376 - Equipment Repair | | \$0.00 | \$473.97 |
| 69993 | 4/4/2023 | Various roads | 1314 - Tree & Debris Removal Damage | | \$0.00 | \$1,533.50 |
| 69997 | 4/5/2023 | Shop | 376 - Equipment Repair | | \$0.00 | \$540.40 |
| 69998 | 4/5/2023 | Various roads | 1314 - Tree & Debris Removal Damage | | \$0.00 | \$1,353.55 |
| 69999 | 4/5/2023 | NORRIS RD | 310 - Ditching On Road R.O.W. | | \$0.00 | \$825.40 |
| 70000 | 4/5/2023 | Johnson Co Quarry | 223 - Burn Brush Pile | | \$0.00 | \$160.00 |
| 70001 | 4/5/2023 | Various roads | 301 - Pot Hole Patching | | \$0.00 | \$642.10 |
| 70008 | 4/6/2023 | NORRIS RD | 310 - Ditching On Road R.O.W. | | \$403.00 | \$665.40 |
| 70007 | 4/6/2023 | Various roads | 313 - Pipe & Inlet Clean-Out | | \$0.00 | \$68.00 |

Monday, July 10, 2023

| Job No | Date | Job Location | Activity Function Code-Description | Road Dist | Material | Labor |
|--------|-----------|---------------------|--|-----------|------------|----------|
| 70033 | 4/14/2023 | MICHAEL RD | 1314 - Tree & Debris Removal/Wind Damage | | \$0.00 | \$91.83 |
| 70038 | 4/17/2023 | Various roads | 1314 - Tree & Debris Removal/Wind Damage | | \$0.00 | \$242.97 |
| 70037 | 4/17/2023 | BULLDOG RD | 315 - Maintenance Drainage | | \$367.92 | \$104.13 |
| 70040 | 4/17/2023 | TAFT EGGERS LN | 301 - Pot Hole Patching | | \$0.00 | \$313.05 |
| 70036 | 4/17/2023 | Various roads | 325 - Brush Chipping | | \$0.00 | \$970.00 |
| 70034 | 4/17/2023 | Shop | 376 - Equipment Repair | | \$0.00 | \$385.40 |
| 70035 | 4/17/2023 | NORRIS RD | 1212 - Graded and Graveled | | \$2,514.72 | \$835.40 |
| 70039 | 4/17/2023 | LACY RD | 301 - Pot Hole Patching | | \$0.00 | \$313.05 |
| 70049 | 4/18/2023 | NORRIS RD | 314 - Pipe/Headwall Repair | | \$0.00 | \$483.18 |
| 70050 | 4/18/2023 | NOAH HARPER LN | 310 - Ditching On Road R.O.W. | | \$0.00 | \$98.22 |
| 70048 | 4/18/2023 | Various roads | 1314 - Tree & Debris Removal/Wind Damage | | \$0.00 | \$573.55 |
| 70047 | 4/18/2023 | Associated Asphalt | 1007 - Haul Material | | \$3,656.97 | \$56.00 |
| 70046 | 4/18/2023 | OLD WOOD LN | 301 - Pot Hole Patching | | \$0.00 | \$250.44 |
| 70044 | 4/18/2023 | TAFT EGGERS LN | 301 - Pot Hole Patching | | \$0.00 | \$153.93 |
| 70043 | 4/18/2023 | DOWELL LOOP | 30415 - Bridge Repairs | | \$0.00 | \$727.97 |
| 70041 | 4/18/2023 | Shop | 376 - Equipment Repair | | \$0.00 | \$804.40 |
| 70042 | 4/18/2023 | Various roads | 1314 - Tree & Debris Removal/Wind Damage | | \$0.00 | \$51.00 |
| 70045 | 4/18/2023 | SPRUCEY LN | 301 - Pot Hole Patching | | \$0.00 | \$179.83 |
| 70054 | 4/19/2023 | PLEASANT VALLEY RD | 301 - Pot Hole Patching | | \$0.00 | \$567.66 |
| 70059 | 4/19/2023 | Various roads | 322 - Brush/Tree Cutting & Removal | | \$0.00 | \$650.00 |
| 70058 | 4/19/2023 | LUMPKIN BRANCH RD | 310 - Ditching On Road R.O.W. | | \$0.00 | \$258.55 |
| 70057 | 4/19/2023 | BART STANLEY LN | 1212 - Graded and Graveled | | \$167.01 | \$51.71 |
| 70051 | 4/19/2023 | Shop | 376 - Equipment Repair | | \$0.00 | \$550.40 |
| 70055 | 4/19/2023 | NORRIS RD | 0 - Base Road | | \$0.00 | \$508.00 |
| 70053 | 4/19/2023 | COLD SPRINGS RD | 301 - Pot Hole Patching | | \$0.00 | \$378.44 |
| 70052 | 4/19/2023 | NOAH HARPER LN | 1019 - Repair Shoulder | | \$259.53 | \$327.40 |
| 70056 | 4/19/2023 | L SNYDER LN | 310 - Ditching On Road R.O.W. | | \$0.00 | \$189.13 |
| 70064 | 4/20/2023 | DRY STONE BRANCH RD | 930 - Pipe Extension | | \$306.28 | \$327.40 |
| 70066 | 4/20/2023 | PLEASANT VALLEY RD | 301 - Pot Hole Patching | | \$0.00 | \$642.10 |
| 70067 | 4/20/2023 | PLEASANT VALLEY RD | 1027 - FLAGGING | | \$0.00 | \$320.00 |

Monday, July 10, 2023

| Job No | Date | Job Location | Activity Function Code-Description | Road Dist | Material | Labor |
|--------|-----------|---------------------|--|-----------|------------|----------|
| 70101 | 4/26/2023 | Shop | 376 - Equipment Repair | | \$0.00 | \$385.40 |
| 70100 | 4/26/2023 | DEWEY PAYNE RD | 55557 - HAUL ROCK | | \$360.53 | \$100.50 |
| 70098 | 4/26/2023 | STONE MOUNTAIN RD | 310 - Ditching On Road R.O.W. | | \$0.00 | \$108.00 |
| 70099 | 4/26/2023 | WILLENS GAP RD | 310 - Ditching On Road R.O.W. | | \$0.00 | \$252.00 |
| 70096 | 4/26/2023 | GEORGE HENRY DAY RD | 1212 - Graded and Graveled | | \$2,047.55 | \$714.25 |
| 70093 | 4/26/2023 | Various roads | 320 - Mowing | | \$0.00 | \$650.00 |
| 70095 | 4/26/2023 | Various roads | 714 - Weed-Eating, Spraying | | \$0.00 | \$484.00 |
| 70097 | 4/26/2023 | SLIMP BRANCH RD | 301 - Pot Hole Patching | | \$0.00 | \$666.10 |
| 70107 | 4/27/2023 | Various roads | 322 - Brush/Tree Cutting & Removal | | \$0.00 | \$500.00 |
| 70111 | 4/27/2023 | HAYNIE LANE | 310 - Ditching On Road R.O.W. | | \$0.00 | \$102.00 |
| 70110 | 4/27/2023 | PENNINGTON LN | 518 - Cut Road Shoulders Back | | \$0.00 | \$238.00 |
| 70108 | 4/27/2023 | WILLENS GAP RD | 310 - Ditching On Road R.O.W. | | \$0.00 | \$252.00 |
| 70106 | 4/27/2023 | Various roads | 301 - Pot Hole Patching | | \$0.00 | \$606.60 |
| 70105 | 4/27/2023 | Associated Asphalt | 1007 - Haul Material | | \$3,743.23 | \$59.50 |
| 70104 | 4/27/2023 | Shop | 376 - Equipment Repair | | \$0.00 | \$385.40 |
| 70103 | 4/27/2023 | Various roads | 310 - Ditching On Road R.O.W. | | \$0.00 | \$512.40 |
| 70102 | 4/27/2023 | Various roads | 320 - Mowing | | \$0.00 | \$480.00 |
| 70109 | 4/27/2023 | HUBERT TAYLOR RD | 310 - Ditching On Road R.O.W. | | \$0.00 | \$108.00 |
| 70112 | 4/30/2023 | SHINGLETOWN RD | 1314 - Tree & Debris Removal Wind Damage | | \$0.00 | \$102.00 |
| 70113 | 5/1/2023 | Shop | 376 - Equipment Repair | | \$0.00 | \$385.40 |
| 70118 | 5/1/2023 | STAR GAP RD | 810 - Graded | | \$0.00 | \$36.58 |
| 70121 | 5/1/2023 | Various roads | 728 - Gravel or rock out of road | | \$0.00 | \$170.00 |
| 70120 | 5/1/2023 | DRY STONE BRANCH RD | 1212 - Graded and Graveled | | \$1,050.59 | \$268.55 |
| 70119 | 5/1/2023 | DOOLEYS RIDGE RD | 810 - Graded | | \$0.00 | \$54.90 |
| 70117 | 5/1/2023 | Various roads | 301 - Pot Hole Patching | | \$0.00 | \$666.10 |
| 70116 | 5/1/2023 | TESTER RD | 1212 - Graded and Graveled | | \$1,808.39 | \$865.40 |
| 70114 | 5/1/2023 | Various roads | 320 - Mowing | | \$0.00 | \$645.00 |
| 70115 | 5/1/2023 | Various roads | 322 - Brush/Tree Cutting & Removal | | \$0.00 | \$505.00 |
| 70132 | 5/2/2023 | WATERS RD | 810 - Graded | | \$0.00 | \$54.72 |
| 70138 | 5/2/2023 | DOOLEYS RIDGE RD | 55557 - HAUL ROCK | | \$147.56 | \$53.13 |
| 70137 | 5/2/2023 | DRY STONE BRANCH RD | 55557 - HAUL ROCK | | \$1,082.37 | \$123.97 |

Monday, July 10, 2023

| Job No | Date | Job Location | Activity Function Code-Description | Road Dist | Material | Labor |
|--------|-----------|-------------------|---|-----------|------------|------------|
| 70155 | 5/4/2023 | Shop | 377 - Stockpiling/Handling Material | | \$896.97 | \$136.00 |
| 70152 | 5/4/2023 | SLIMP BRANCH RD | 301 - Pot Hole Patching | | \$0.00 | \$399.66 |
| 70159 | 5/5/2023 | LITTLE DRY RUN RD | 1314 - Tree & Debris RemovalWind Damage | | \$0.00 | \$51.00 |
| 70160 | 5/5/2023 | SUGAR CREEK RD | 1314 - Tree & Debris RemovalWind Damage | | \$0.00 | \$51.00 |
| 70162 | 5/8/2023 | Shop | 377 - Stockpiling/Handling Material | | \$5,035.53 | \$1,047.40 |
| 70166 | 5/8/2023 | CHURCH LN | 301 - Pot Hole Patching | | \$0.00 | \$399.66 |
| 70165 | 5/8/2023 | SLIMP BRANCH RD | 301 - Pot Hole Patching | | \$0.00 | \$266.44 |
| 70163 | 5/8/2023 | DEER PATH CIRCLE | 0 - Base Road | | \$0.00 | \$518.00 |
| 70167 | 5/8/2023 | Various roads | 714 - Weed-Eating, Spraying | | \$0.00 | \$500.00 |
| 70161 | 5/8/2023 | Various roads | 320 - Mowing | | \$0.00 | \$495.00 |
| 70164 | 5/8/2023 | Shop | 376 - Equipment Repair | | \$0.00 | \$385.40 |
| 70173 | 5/9/2023 | Shop | 377 - Stockpiling/Handling Material | | \$7,147.84 | \$1,047.40 |
| 70176 | 5/9/2023 | MOUNTAIN WYND DR | 1212 - Graded and Graveled | | \$598.61 | \$310.15 |
| 70175 | 5/9/2023 | OLD CABIN RD | - | | \$0.00 | \$34.80 |
| 70174 | 5/9/2023 | BILL BRANCH LN | 1212 - Graded and Graveled | | \$612.25 | \$173.05 |
| 70172 | 5/9/2023 | AVERY BRANCH RD | 301 - Pot Hole Patching | | \$0.00 | \$399.66 |
| 70171 | 5/9/2023 | CHURCH LN | 301 - Pot Hole Patching | | \$0.00 | \$266.44 |
| 70170 | 5/9/2023 | Various roads | 322 - Brush/Tree Cutting & Removal | | \$0.00 | \$500.00 |
| 70168 | 5/9/2023 | Shop | 376 - Equipment Repair | | \$0.00 | \$385.40 |
| 70169 | 5/9/2023 | Various roads | 320 - Mowing | | \$0.00 | \$645.00 |
| 70181 | 5/10/2023 | BIG DRY RUN RD | 301 - Pot Hole Patching | | \$0.00 | \$532.88 |
| 70186 | 5/10/2023 | STONE MOUNTAIN RD | 377 - Stockpiling/Handling Material | | \$1,492.07 | \$277.80 |
| 70185 | 5/10/2023 | MOREFIELD RD | 6205 - Move Equipment to/from Jobsite | | \$0.00 | \$18.30 |
| 70184 | 5/10/2023 | Shop | 377 - Stockpiling/Handling Material | | \$7,901.96 | \$736.60 |
| 70187 | 5/10/2023 | FLEET GARLAND LN | 55557 - HAUL ROCK | | \$145.86 | \$33.00 |
| 70180 | 5/10/2023 | Various roads | 714 - Weed-Eating, Spraying | | \$0.00 | \$500.00 |
| 70179 | 5/10/2023 | Various roads | 320 - Mowing | | \$0.00 | \$645.00 |
| 70178 | 5/10/2023 | MOUNTAIN WYND DR | 0 - Base Road | | \$1,217.37 | \$499.70 |
| 70177 | 5/10/2023 | Shop | 376 - Equipment Repair | | \$0.00 | \$385.40 |
| 70183 | 5/10/2023 | SHUPE HOLLOW RD | 301 - Pot Hole Patching | | \$0.00 | \$66.61 |

Monday, July 10, 2023

| Job No | Date | Job Location | Activity Function Code-Description | Road Dist | Material | Labor |
|--------|-----------|--------------------|-------------------------------------|-----------|------------|----------|
| 70217 | 5/16/2023 | Various roads | 313 - Pipe & Inlet Clean-Out | | \$0.00 | \$170.00 |
| 70216 | 5/16/2023 | Various roads | 322 - Brush/Tree Cutting & Removal | | \$0.00 | \$670.00 |
| 70215 | 5/16/2023 | WALLACE SETTLEMENT | 301 - Pot Hole Patching | | \$0.00 | \$333.05 |
| 70214 | 5/16/2023 | LAUREL RD | 301 - Pot Hole Patching | | \$0.00 | \$199.83 |
| 70213 | 5/16/2023 | DILLON RD | 301 - Pot Hole Patching | | \$0.00 | \$133.22 |
| 70212 | 5/16/2023 | Various roads | 328 - Replacement Of Existing Signs | | \$0.00 | \$335.00 |
| 70211 | 5/16/2023 | Various roads | 320 - Mowing | | \$0.00 | \$645.00 |
| 70220 | 5/16/2023 | DIVIDE ROAD | 310 - Ditching On Road R.O.W. | | \$0.00 | \$141.48 |
| 70225 | 5/17/2023 | ACKERSON CREEK RD | 310 - Ditching On Road R.O.W. | | \$0.00 | \$104.22 |
| 70231 | 5/17/2023 | ALLEN SNYDER RD | 310 - Ditching On Road R.O.W. | | \$0.00 | \$108.00 |
| 70234 | 5/17/2023 | WALLACE SETTLEMENT | 301 - Pot Hole Patching | | \$0.00 | \$623.60 |
| 70233 | 5/17/2023 | KAY BROWN LN | 310 - Ditching On Road R.O.W. | | \$0.00 | \$180.00 |
| 70232 | 5/17/2023 | SEEHORN LN | 310 - Ditching On Road R.O.W. | | \$0.00 | \$72.00 |
| 70230 | 5/17/2023 | SPRUCEY LN | 310 - Ditching On Road R.O.W. | | \$0.00 | \$243.18 |
| 70229 | 5/17/2023 | LOCUST GAP RD | 1212 - Graded and Graveled | | \$1,492.50 | \$518.00 |
| 70228 | 5/17/2023 | Shop | 376 - Equipment Repair | | \$0.00 | \$385.40 |
| 70226 | 5/17/2023 | Various roads | 322 - Brush/Tree Cutting & Removal | | \$0.00 | \$665.00 |
| 70227 | 5/17/2023 | Various roads | 320 - Mowing | | \$0.00 | \$645.00 |
| 70243 | 5/18/2023 | FIRE TOWER RD | 1212 - Graded and Graveled | | \$447.33 | \$174.00 |
| 70242 | 5/18/2023 | RHEA LN | 310 - Ditching On Road R.O.W. | | \$0.00 | \$180.00 |
| 70248 | 5/18/2023 | Johnson Co Quarry | 377 - Stockpiling/Handling Material | | \$0.00 | \$68.00 |
| 70247 | 5/18/2023 | HOLLY MEADOWS RD | 328 - Replacement Of Existing Signs | | \$0.00 | \$17.00 |
| 70246 | 5/18/2023 | Various roads | 812 - Sweep roads | | \$0.00 | \$85.00 |
| 70245 | 5/18/2023 | Various roads | 5102 - Pothole Patch/Cold Mix(407) | | \$0.00 | \$325.00 |
| 70235 | 5/18/2023 | SINK VALLEY RD | 1019 - Repair Shoulder | | \$0.00 | \$347.40 |
| 70240 | 5/18/2023 | MINING RIDGE RD | 1212 - Graded and Graveled | | \$0.00 | \$108.00 |
| 70239 | 5/18/2023 | ALLEN SNYDER RD | 301 - Pot Hole Patching | | \$0.00 | \$266.44 |
| 70238 | 5/18/2023 | WALLACE SETTLEMENT | 301 - Pot Hole Patching | | \$0.00 | \$399.66 |
| 70237 | 5/18/2023 | Shop | 376 - Equipment Repair | | \$0.00 | \$385.40 |
| 70236 | 5/18/2023 | Various roads | 320 - Mowing | | \$0.00 | \$495.00 |
| 70244 | 5/18/2023 | STAR GAP RD | 55557 - HAUL ROCK | | \$293.57 | \$49.50 |

Monday, July 10, 2023

| Job No | Date | Job Location | Activity Function Code-Description | Road Dist | Material | Labor |
|---------------|-----------|--------------------|---|-----------|------------|----------|
| 70273 | 5/24/2023 | WALLACE RD | 310 - Ditching On Road R.O.W. | | \$0.00 | \$9.15 |
| 70272 | 5/24/2023 | JIM WRIGHT RD | 310 - Ditching On Road R.O.W. | | \$0.00 | \$36.00 |
| 70271 | 5/24/2023 | CROSS MOUNTAIN RD | 310 - Ditching On Road R.O.W. | | \$0.00 | \$180.00 |
| 70270 | 5/24/2023 | Associated Asphalt | 1007 - Haul Material | | \$3,334.63 | \$51.00 |
| 70268 | 5/24/2023 | Various roads | 320 - Mowing | | \$0.00 | \$645.00 |
| 70269 | 5/24/2023 | Shop | 376 - Equipment Repair | | \$0.00 | \$254.29 |
| 70276 0.27 | 5/24/2023 | DEER PATH CIRCLE | 302 - Liquid Seal Surfacing/Resurfacing | | \$523.45 | \$768.20 |
| 70286 | 5/25/2023 | SLABTOWN RD | 310 - Ditching On Road R.O.W. | | \$0.00 | \$360.00 |
| 70293 | 5/25/2023 | ATWOOD RD | 1019 - Repair Shoulder | | \$284.55 | \$170.00 |
| 70292 | 5/25/2023 | SINK VALLEY RD | 310 - Ditching On Road R.O.W. | | \$0.00 | \$170.00 |
| 70291 | 5/25/2023 | CULBERSON LN | 0 - Base Road | | \$585.28 | \$695.40 |
| 70290 | 5/25/2023 | Shop | 376 - Equipment Repair | | \$0.00 | \$385.40 |
| 70289 | 5/25/2023 | LUMPKIN BRANCH RD | 301 - Pot Hole Patching | | \$0.00 | \$666.10 |
| 70287 | 5/25/2023 | Various roads | 714 - Weed-Eating, Spraying | | \$0.00 | \$250.00 |
| 70285 | 5/25/2023 | Various roads | 320 - Mowing | | \$0.00 | \$480.00 |
| 70288 | 5/25/2023 | Various roads | 5102 - Pothole Patch/Cold Mix(407) | | \$0.00 | \$250.00 |
| 70300 | 5/30/2023 | LUMPKIN BRANCH RD | 310 - Ditching On Road R.O.W. | | \$0.00 | \$170.00 |
| 70304 | 5/30/2023 | ROBINSON HOLLOW LN | 310 - Ditching On Road R.O.W. | | \$0.00 | \$90.00 |
| 70303 | 5/30/2023 | NORRIS RD | 6205 - Move Equipment to/from Jobsite | | \$0.00 | \$173.70 |
| 70305 | 5/30/2023 | PEDRO SHOUN LN | 310 - Ditching On Road R.O.W. | | \$0.00 | \$90.00 |
| 70301 | 5/30/2023 | Various roads | 328 - Replacement Of Existing Signs | | \$0.00 | \$170.00 |
| 70298 | 5/30/2023 | NORRIS RD | 0 - Base Road | | \$0.00 | \$518.00 |
| 70297 | 5/30/2023 | ATWOOD RD | 301 - Pot Hole Patching | | \$0.00 | \$666.10 |
| 70296 | 5/30/2023 | Bristol VA | 1007 - Haul Material | | \$3,554.82 | \$51.00 |
| 70295 | 5/30/2023 | Shop | 376 - Equipment Repair | | \$0.00 | \$187.30 |
| 70294 | 5/30/2023 | Various roads | 320 - Mowing | | \$0.00 | \$645.00 |
| 70302 | 5/30/2023 | FLETCHER LN | 309 - Drainage Pipes Replacement | | \$0.00 | \$353.70 |
| 70299 | 5/30/2023 | Various roads | 322 - Brush/Tree Cutting & Removal | | \$0.00 | \$500.00 |
| 70311 | 5/31/2023 | Various roads | 5102 - Pothole Patch/Cold Mix(407) | | \$0.00 | \$250.00 |
| 70312 | 5/31/2023 | CAMPBELL RD | 518 - Cut Road Shoulders Back | | \$0.00 | \$252.00 |
| 70310 | 5/31/2023 | Various roads | 322 - Brush/Tree Cutting & Removal | | \$0.00 | \$250.00 |

Monday, July 10, 2023

| Job No | Date | Job Location | Activity Function Code-Description | Road Dist | Material | Labor |
|--------|-----------|--------------------|-------------------------------------|-----------|------------|------------|
| 70334 | 6/6/2023 | BIG DRY RUN RD | 32315 - Rock Slide/Clean -up | | \$0.00 | \$17.00 |
| 70331 | 6/6/2023 | BIG DRY RUN RD | 310 - Ditching On Road R.O.W. | | \$0.00 | \$104.22 |
| 70332 | 6/6/2023 | BIG DRY RUN RD | 1027 - FLAGGING | | \$0.00 | \$170.00 |
| 70338 | 6/6/2023 | Shop | 376 - Equipment Repair | | \$0.00 | \$319.85 |
| 70346 | 6/6/2023 | Various roads | 320 - Mowing | | \$0.00 | \$480.00 |
| 70349 | 6/7/2023 | WILLENS GAP RD | 1212 - Graded and Graveled | | \$1,060.98 | \$150.50 |
| 70354 | 6/7/2023 | ELBERT GREER LN | 310 - Ditching On Road R.O.W. | | \$0.00 | \$347.40 |
| 70353 | 6/7/2023 | EASTRIDGE RD | 310 - Ditching On Road R.O.W. | | \$0.00 | \$360.00 |
| 70352 | 6/7/2023 | Various roads | 5102 - Pothole Patch/Cold Mix(407) | | \$0.00 | \$1,596.60 |
| 70350 | 6/7/2023 | Various roads | 320 - Mowing | | \$0.00 | \$480.00 |
| 70348 | 6/7/2023 | Various roads | 313 - Pipe & Inlet Clean-Out | | \$0.00 | \$136.00 |
| 70347 | 6/7/2023 | Various roads | 812 - Sweep roads | | \$0.00 | \$170.00 |
| 70351 | 6/7/2023 | Shop | 376 - Equipment Repair | | \$0.00 | \$385.40 |
| 70361 | 6/8/2023 | Various roads | 5102 - Pothole Patch/Cold Mix(407) | | \$0.00 | \$500.00 |
| 70365 | 6/8/2023 | Shop | 366 - Clean-Up Of Lots | | \$0.00 | \$68.00 |
| 70364 | 6/8/2023 | MCEWEN RD | 604 - Replacement of Pipe | | \$0.00 | \$102.00 |
| 70355 | 6/8/2023 | ELBERT GREER LN | 604 - Replacement of Pipe | | \$299.93 | \$262.50 |
| 70363 | 6/8/2023 | Shop | 376 - Equipment Repair | | \$0.00 | \$161.10 |
| 70362 | 6/8/2023 | WILLENS GAP RD | 1212 - Graded and Graveled | | \$1,533.57 | \$518.00 |
| 70359 | 6/8/2023 | CORNER RD | 301 - Pot Hole Patching | | \$0.00 | \$266.44 |
| 70358 | 6/8/2023 | ASCHENBACK LANE | 301 - Pot Hole Patching | | \$0.00 | \$399.66 |
| 70356 | 6/8/2023 | EASTRIDGE RD | 310 - Ditching On Road R.O.W. | | \$0.00 | \$180.00 |
| 70357 | 6/8/2023 | Various roads | 714 - Weed-Eating, Spraying | | \$0.00 | \$82.50 |
| 70360 | 6/8/2023 | Various roads | 320 - Mowing | | \$0.00 | \$315.00 |
| 70371 | 6/12/2023 | COLD SPRINGS RD | 310 - Ditching On Road R.O.W. | | \$0.00 | \$90.00 |
| 70378 | 6/12/2023 | LAKE VIEW DR | 1008 - Emergnecy Road Closure | | \$0.00 | \$119.00 |
| 70377 | 6/12/2023 | WILLIAM HAWKINS LN | 928 - Pick Up Waste Motor Oil | | \$0.00 | \$136.00 |
| 70376 | 6/12/2023 | Various roads | 328 - Replacement Of Existing Signs | | \$0.00 | \$204.00 |
| 70375 | 6/12/2023 | CARLEY LEWIS LN | 1212 - Graded and Graveled | | \$0.00 | \$95.10 |
| 70374 | 6/12/2023 | ELBERT GREER LN | 0 - Base Road | | \$932.95 | \$422.90 |
| 70372 | 6/12/2023 | ROCKY KNOB RD | 310 - Ditching On Road R.O.W. | | \$0.00 | \$90.00 |

Monday, July 10, 2023

| Job No | Date | Job Location | Activity Function Code-Description | Road Dist | Material | Labor |
|--------|-----------|-------------------------------|--|-----------|----------|----------|
| 70411 | 6/15/2023 | MOUNTAIN LAKE ROAD | 714 - Weed-Eating, Spraying | | \$0.00 | \$100.00 |
| 70410 | 6/15/2023 | CLAUDE JOHNSON LN | 1019 - Repair Shoulder | | \$0.00 | \$85.00 |
| 70409 | 6/15/2023 | BUCKHORN BRANCH RD | 1019 - Repair Shoulder | | \$0.00 | \$85.00 |
| 70408 | 6/15/2023 | shop | 376 - Equipment Repair | | \$0.00 | \$385.40 |
| 70407 | 6/15/2023 | Various roads | 310 - Ditching On Road R.O.W. | | \$0.00 | \$360.00 |
| 70405 | 6/15/2023 | CARLEY LEWIS LN | 0 - Base Road | | \$0.00 | \$432.70 |
| 70403 | 6/15/2023 | Various roads | 301 - Pot Hole Patching | | \$0.00 | \$666.10 |
| 70402 | 6/15/2023 | Various roads | 320 - Mowing | | \$0.00 | \$645.00 |
| 70413 | 6/15/2023 | GREER BRANCH RD | 328 - Replacement Of Existing Signs | | \$0.00 | \$50.00 |
| 70406 | 6/15/2023 | FORGE CREEK CIRCLE | 1212 - Graded and Graveled | | \$0.00 | \$85.30 |
| 70414 | 6/19/2023 | MODOCK RD | 7512 - Tree Removal | | \$0.00 | \$102.00 |
| 70421 | 6/20/2023 | Shop | 376 - Equipment Repair | | \$0.00 | \$568.40 |
| 70424 | 6/20/2023 | Millers Supply | 410 - Pick Up Pipe | | \$0.00 | \$173.70 |
| 70415 | 6/20/2023 | AVERY BRANCH RD | 310 - Ditching On Road R.O.W. | | \$0.00 | \$204.00 |
| 70422 | 6/20/2023 | Various roads | 320 - Mowing | | \$0.00 | \$645.00 |
| 70420 | 6/20/2023 | DRAFT RD | 301 - Pot Hole Patching | | \$0.00 | \$683.10 |
| 70419 | 6/20/2023 | Various roads | 325 - Brush Chipping | | \$0.00 | \$500.00 |
| 70418 | 6/20/2023 | HILL RD R & R Construction | 242 - New Pipe Construction | | \$157.33 | \$360.00 |
| 70417 | 6/20/2023 | Various roads | 328 - Replacement Of Existing Signs | | \$0.00 | \$335.00 |
| 70416 | 6/20/2023 | Shop | 1501 - Inside Buildings Repairs/Upkeep | | \$0.00 | \$136.00 |
| 70423 | 6/20/2023 | MODOCK RD | 1314 - Tree & Debris RemovalWind Damage | | \$0.00 | \$173.70 |
| 70428 | 6/21/2023 | DRY HILL RD | 5102 - Pothole Patch/Cold Mix(407) | | \$0.00 | \$67.00 |
| 70434 | 6/21/2023 | Various roads | 5102 - Pothole Patch/Cold Mix(407) | | \$0.00 | \$666.10 |
| 70433 | 6/21/2023 | Various roads | 322 - Brush/Tree Cutting & Removal | | \$0.00 | \$500.00 |
| 70432 | 6/21/2023 | Shop | 112 - Wash Trucks and equipment | | \$0.00 | \$140.22 |
| 70435 | 6/21/2023 | Shop | 376 - Equipment Repair | | \$0.00 | \$568.40 |
| 70431 | 6/21/2023 | PANDORA FORK LN | 310 - Ditching On Road R.O.W. | | \$0.00 | \$36.00 |
| 70429 | 6/21/2023 | Various roads | 320 - Mowing | | \$0.00 | \$645.00 |
| 70427 | 6/21/2023 | Various roads | 328 - Replacement Of Existing Signs | | \$0.00 | \$268.00 |
| 70426 | 6/21/2023 | ANTIOCH RD | 928 - Pick Up Waste Motor Oil | | \$0.00 | \$204.00 |

Monday, July 10, 2023



JOHNSON COUNTY SCHOOLS
211 North Church Street ♦ Mountain City, TN 37683
(423) 727-2640 ♦ FAX (423) 727-2663
www.jocoed.net

DIRECTOR OF SCHOOLS
Dr. Mischelle Simcox

BOARD OF EDUCATION
Mike Payne, Chair
Jo Ann Reece, Vice-Chair
Gary Matheson
Russell Robinson
John Hollaway

TO: County Commission

FROM: Dr. Mischelle Simcox, Director of Schools

DATE: July 10, 2023

RE: Report of the Director of Schools to the July 2023 session of the Johnson County Commission

The 2023-2024, school year for grades 1-12 will begin with student registration on Monday, August 7th (half-day). Tuesday, August 8th will be the first full day for students.

All teachers and administrators will attend the countywide in-service at Johnson County High School on Friday, August 4th beginning at 8:00 a.m.

Curriculum, Instruction and Technology

- We are currently planning for the beginning of school in the fall. We are excited for the beginning of a new school year! Our teachers are attending numerous professional development sessions so that they can provide the best learning opportunities possible for our students.
- We are starting our four-week summer learning camp. We plan to serve around 350 students in grades K through 9 in the areas of reading, math, and STREAM (science, technology, reading, engineering, arts, and mathematics). This has been a huge success the past few years and student data collected from previous learning camps is showing growth. We will also be serving our 3rd graders to meet the law which mandates 3rd graders that are in the approaching and below categories to attend summer learning camps and make growth or be retained in 3rd grade.
- We will be implementing a new Math Textbook, iReady, next school year. We have been training administrators and teachers on this curriculum and will continue throughout the summer.
- We are currently running our three summer food sites, and our book bus is being restocked and will be on the road so students have access to quality reading material throughout the summer. The district did receive a Dollar General Grant to purchase books for our book bus this summer.
- We have many summer maintenance projects running, which include general repair and upgrades to our buildings.

School Safety

We are anxiously awaiting details of the Governor's initiative to provide an SRO in every school building. We plan to pick up the cost of the SRO's, but if the funding comes through this will be a huge help. We will work on the new Safe Schools grant that the governor has proposed later this month when it opens. We plan to use these funds to make security upgrades to make it more difficult for an intruder to enter our school buildings. We have also write a Federal School Safety Grant and should know by August if this will be funded.

Facilities

Lots of summer projects are taking place to help update the school facilities and grounds.

Finance

Special Education

Extended School Year (ESY) Services were provided for students with disabilities who were eligible for these services. ESY services were provided at Roan Creek Elementary School from June 5 - June 29. Students received instructional services and related services, including speech/language, occupational therapy and physical therapy.

Nutrition Program

Nutrition Program School Nutrition – Our summer foodservice program began on Monday, June 5 and went through Friday, June 30th. We fed an average of 160 students daily at Roan Creek Elementary during the summer learning loss camp and an average of 60 students daily at Johnson County Middle School. We have also had several other sites in town. With the extended waiver that we have in place, we are allowed to offer both breakfast and lunch daily at no charge to students.



Johnson County Senior Center

Senior Center 2023 Annual Report

During the fiscal year of July 2022 through June 2023, the Johnson County Senior Center served its members and its community through a building expansion, growing opportunities at the Center, increased community outreach, and the achievement of National Accreditation.

In early August 2022, the Senior Center sought support from the community to raise the remaining balance of \$20,000 to construct a meeting room and library by enclosing the back porch. With much generosity, the people of Johnson County, along with several wonderful organizations and businesses, supplied every penny needed. Construction on the back porch began in November and by January 2023, the room was accessible for groups, clubs, and individuals. Currently, it houses the Writing Club, Book Club, Improv Club, Real Talk: Cancer Support Group, Coffee and Conversation: Alzheimer's Caregivers' Support Group, Tuesday morning Bible Study, and so on.

Constantly working to improve the quality of members' lives, the Senior Center focused on offering various new classes in the areas of art and fitness. These classes included free ABC Grant art classes offered to the community, such as Photography in September, Oil Painting in November, Scrapbooking in February, Drama in March, the beloved Springtime on Broadway in May, and woodworking in June. In addition, the fitness courses added this fiscal year included Chair Yoga, Chair Zumba, Tai Chi (for a short duration), and CIRCL Mobility.

From last July through June of this year, the Center has worked to continue providing special events and trips for local seniors. Some of the events include a Q&A with Congresswoman Diana Harshbarger on September 7th, a much-anticipated Luau at the Ridges at Deer Run in late September, a Meet & Greet with Senator Rusty Crowe in early October, a Billiard Tournament on October 4th, two Christmas parties in December for members and veterans, and a weeklong trip to Amelia Island, St. Augustine, and Jacksonville, FL, May 22nd-May 26th.

Seeking ways to positively impact its community, the Senior Center regularly works alongside community partners. During the 2023 fiscal year, the center worked with: 1) the Johnson County Public Library to maintain and rotate the books in the center's library 2) Danny Herman Trucking Inc. to provide over 1,100 free meals on Thanksgiving Day 3) the Mountain City/Johnson County Police Department to give each child taken from his/her family a Blessing Bag filled with snacks, activities, a blanket, and a stuffed animal 4) the Johnson County High School to host the "Seniors vs. Seniors: Battle of the Ages Pickleball Tournament" in Cunningham Park.

After three years of working toward National Accreditation, the center finally achieved it this fiscal year. With an onsite visit in April, numerous interviews, and phenomenal support from the community, the Johnson County Senior Center became officially accredited in May 2023.

Hosting daily congregate meals and sending nutritious meals to the homebound through the Meals on Wheels Program, the Senior Center distributed a total of 21,428 meals this fiscal year.

Over the last year, MyRide Johnson County provided 1,124 rides, totaling 15,302 miles.

From July 2022 to June 2023, the Senior Center provided a total of 35,980 units of service to 1,673 seniors.

With much enthusiasm, the Johnson County Senior Center looks to the future with hopes of further expansion – enclosing the front porch to create an indoor recreation room, constructing a shuttle stop in the gravel lot across the street, and creating more opportunities for local seniors to learn new skills and experience new places and events.

Submitted by:

7/17/23

Kathy Motsinger-Eller

Date

Director



Johnson County Senior Center

Senior Center Fiscal Year
2023 Visual Report



Modern Woodmen matching gift for construction project.



Drama/Improv Class in new meeting room



Springtime on Broadway Participants



Springtime on Broadway Class

Visual Sampling of Fiscal Year July 2022-June 2023



Senior Center celebrated its Luau at the Ridges on Deer Run in late September & its annual Christmas parties for members and veterans.



2022 Billiard Tournament Winners: 1st Robert Price & 2nd Howard Brooks



Amelia Island Trip: Group Picture



Amelia Island Trip: Tom & Belinda Reece

Blessing Bags for the Mountain City Police Department



**Fiscal Year July 2022-
June 2023**

Sign up now!

ABC Grant Class
Scrapbooking
 with Rebecca Mink
 and Mink Crafts
 Tuesdays 1:00-2:30pm
 February 2023

Bring photos
 Have a theme: vacation/family/pets
 Be ready to scrapbook!

FREE to all ages.

Only 15 slots available.

ABC GRANT

Admit One
 Sherril Tester
 Admit One
 Carol Huff

Springtime on Broadway

Take a trip down memory lane as we sing together iconic show tunes from our favorite Broadway musicals!
 Tickets are free, so come on out and join us for this fun musical adventure!

Wednesdays in May
 1-2pm

Free to the public!

Johnson County Senior Center | 128 College Street | 727-8883

ABC Grant

DRAMA Class

Led by Ray Branch & Dan Beebe

Join us:
 The first **FOUR** Thursdays in March
 2:30-3:30pm

March 2nd
 March 9th
 March 16th
 March 23rd

FREE & open to the public

Johnson County Senior Center | 128 College St. | 727-8883

Johnson County Senior Center & Johnson County High School presents

The Second Annual
Seniors vs. Seniors Pickleball Games

ALL proceeds go toward pickleball court improvements and nets.

*FREE to the public!
 *Food trucks on site.
 *Bring your own chair.

Sponsored by:
 Farmers State Bank
 Iron Mountain Construction

Saturday May 6 11am
 Rain Date: ***May 13***

Various activities offered throughout the year, such as the ABC Grant art classes: Scrapbooking, Springtime on Broadway, and Drama. The Annual *Seniors vs. Seniors: Battle of the Ages* Pickleball Tournament.



Seniors vs. Seniors Pickleball Tournament

Fiscal Year July 2022- June 2023



Valentine's Day Banquet

Johnson County Sheriff's Office - NIBRS Agency Crime Overview - Q2 2023

| Population Estimate | N/A | Offenses (**) | | Arrests (**) | | |
|---------------------------------------|--------|------------------------------------|-----------|--------------|-----------|----------|
| | | Reported | Cleared | Adult | Juvenile | |
| Offense Overview | | Group A Offenses | | | | |
| Offense Total | 98 | Crimes Against Persons | | | | |
| Number Cleared | 52 | Murder | 0 | 0 | 0 | 0 |
| Percent Cleared | 53.06% | Negligent Manslaughter | 0 | 0 | 0 | 0 |
| Group A Crimes per 100,000 population | N/A | Negligent Vehicular Manslaughter | 0 | 0 | 0 | 0 |
| | | Kidnapping/Abduction | 0 | 0 | 0 | 0 |
| | | Forcible Rape | 1 | 0 | 0 | 0 |
| | | Forcible Sodomy | 0 | 0 | 0 | 0 |
| | | Sexual Assault W/Object | 0 | 0 | 0 | 0 |
| | | Forcible Fondling | 1 | 0 | 0 | 0 |
| | | Incest | 0 | 0 | 0 | 0 |
| | | Statutory Rape | 0 | 0 | 0 | 0 |
| | | Aggravated Assault | 9 | 7 | 4 | 0 |
| | | Simple Assault | 14 | 10 | 8 | 0 |
| | | Intimidation | 9 | 3 | 3 | 0 |
| | | Stalking | 2 | 0 | 0 | 0 |
| | | Commercial Sex Acts | 0 | 0 | 0 | 0 |
| | | Involuntary Servitude | 0 | 0 | 0 | 0 |
| | | Crimes Against Property | | | | |
| | | Arson | 2 | 2 | 2 | 0 |
| | | Bribery | 0 | 0 | 0 | 0 |
| | | Burglary | 4 | 2 | 1 | 0 |
| | | Counterfeiting/Forgery | 1 | 0 | 0 | 0 |
| | | Destruction/Damage/Vandalism | 12 | 3 | 2 | 0 |
| | | Embezzlement | 0 | 0 | 0 | 0 |
| | | Extortion/Blackmail | 0 | 0 | 0 | 0 |
| | | Fraud - False Pretenses | 2 | 1 | 1 | 0 |
| | | Fraud - Credit Card/ATM | 0 | 0 | 0 | 0 |
| | | Fraud - Impersonation | 0 | 0 | 0 | 0 |
| | | Fraud - Welfare | 0 | 0 | 0 | 0 |
| | | Fraud - Wire | 2 | 0 | 0 | 0 |
| | | Fraud - Identity Theft | 0 | 0 | 0 | 0 |
| | | Fraud - Computer Hacking/Invasion | 0 | 0 | 0 | 0 |
| | | Robbery | 0 | 0 | 0 | 0 |
| | | Theft - Pocket-picking | 0 | 0 | 0 | 0 |
| | | Theft - Purse Snatching | 0 | 0 | 0 | 0 |
| | | Theft - Shoplifting | 1 | 0 | 0 | 0 |
| | | Theft From Building | 2 | 0 | 0 | 0 |
| | | Theft From Coin Machine | 0 | 0 | 0 | 0 |
| | | Theft From Motor Vehicle | 1 | 0 | 0 | 0 |
| | | Theft of Motor Vehicle Parts | 0 | 0 | 0 | 0 |
| | | Theft - All Other Larceny | 7 | 1 | 1 | 0 |
| | | Motor Vehicle Theft | 9 | 4 | 1 | 0 |
| | | Stolen Property Offenses | 0 | 0 | 0 | 0 |
| | | Crimes Against Society | | | | |
| | | Animal Cruelty | 0 | 0 | 0 | 0 |
| | | Drug/Narcotic Violations | 10 | 10 | 8 | 0 |
| | | Drug/Narcotic Equipment Violations | 5 | 5 | 0 | 0 |
| | | Gambling - Betting/Wagering | 0 | 0 | 0 | 0 |
| | | Gambling - Operating/Promoting | 0 | 0 | 0 | 0 |
| | | Gambling - Equipment Violations | 0 | 0 | 0 | 0 |
| | | Gambling - Sports Tampering | 0 | 0 | 0 | 0 |
| | | Pornography/Obscene Material | 0 | 0 | 0 | 0 |
| | | Prostitution | 0 | 0 | 0 | 0 |
| | | Prostitution Assisting/Promoting | 0 | 0 | 0 | 0 |
| | | Purchasing Prostitution | 0 | 0 | 0 | 0 |
| | | Weapon Law Violations | 4 | 4 | 2 | 0 |
| | | Total Group A Offenses | 98 | 52 | 33 | 0 |
| Arrest Overview | | Group B Arrests | | | | |
| Total Arrests | 112 | Offense | Adult | Juvenile | | |
| Adult Arrests | 112 | Bad Checks | 0 | 0 | | |
| Juvenile Arrests | 0 | Curfew/Vagrancy | 0 | 0 | | |
| Unknown Age | 0 | Disorderly Conduct | 0 | 0 | | |
| Arrests per 100,000 population | N/A | DUI | 3 | 0 | | |
| | | Drunkenness | 1 | 0 | | |
| | | Family-Non Violent | 1 | 0 | | |
| | | Liquor Law Violations | 0 | 0 | | |
| | | Peeping Tom | 0 | 0 | | |
| | | Trespass | 1 | 0 | | |
| | | All Other Offenses | 73 | 0 | | |
| | | Total Group B | 79 | 0 | | |

Crime in Tennessee 2023

(*) Offenses are counted using the FBI Units of Count for Crime
 (**) The 'Arrests' column shows arrests made for incidents during the selected period, regardless of arrest date. Arrest counts for the same period may change over time.

Johnson County Veterans Service Office

Quarterly Report

April – June 2023

The Veteran's office is continuing to assist Veterans with the new PACT Act which has been signed into law. This is a new law that expands VA health care and benefits for Veterans exposed to burn pits and other toxic substances. This law helps provide generations of Veterans and their survivors with the care and benefits they've earned and deserve. The acronym, PACT stands for Sergeant First Class Health Robinson Honoring Our **Promise to Address Comprehensive Toxics (PACT) Act of 2022**.

Assisted Veterans and their dependents in applying to the Veterans Administration for pension, compensation, medical services, education and housing loans, death benefits, CHAMPVA Insurance and other benefits.

Assisted Veterans with disability applications in obtaining Military Service Records and collecting medical reports and submitted them to the Department of Veterans Affairs.

Coordinated a variety of social services to veterans and dependents.

Clarified veterans and dependents problems and claims by contacting the national, regional, state, and district veteran's representatives, discussing the options and resolving the issues.

Continue to research various laws, regulations, benefits and new bills before Congress.

Continue to update the VetraSpec Computer Program which enables us to check status of veteran's claims submitted to the Nashville Regional Office.

Continue to keep our accreditation by taking all the VA required training classes.

Submitted By: Ralph Hutto , Veterans Service Officer
Karen Manuel, Assistant Service Officer

SAFETY

Quarterly Report

April – June 2023

A Safety Committee Meeting was held on June 29, 2023 for the purpose of reducing claims and the costs associated with them. The Johnson County Safety Committee is engaged to prevent property loss and injuries to employees. The Committee discussed losses and what opportunities exist for improvement.

Mr. Vance Payne and I Conduct inspections of county owned buildings quarterly.

Continue to submit all Worker's Compensation Claims and Liability claims to the insurance companies and continue to coordinate with the claim's specialists for each incident.

Completed monthly fire extinguisher inspections in county buildings and county vehicles.

Submitted By: Karen Manuel,
Director of Safety

County Quarterly Report

Title VI and Americans with Disabilities Act (ADA)

April – June 2023

The Title VI Surveys was completed and submitted to the state this quarter.

All required Title VI compliance posters are kept posted in all county offices.

To my knowledge, we are in compliance with ADA and Title VI issues.

Submitted By:

Karen Manuel

ADA and Title VI Secretary

Johnson County Solid Waste

County Quarterly Report

April – June 2023

SOLID WASTE:

Continue to conduct daily transactions at the Johnson County Transfer Station.

All required reports have been submitted to the state.

To my knowledge, we remain in compliance with the state at the Landfill and Transfer Station.

Submitted by:
Karen Manuel

Johnson County Public Library



July 10, 2023

Larry Potter, County Mayor
222 West Main St.
Mountain City, TN 37683

In Regard to: Library Board Members

The Johnson County Public Library would like to submit the following names for Library Board positions.

Carol Russom


Janet Rhea Payne


Andy Watts

Coy Lauer


Warm Regards,

Linda Icenhour
Library Director

423-727-6544 

lindaicenhour25@gmail.com 

johnsoncolib.org 

423-727-0319 

Fw: Reminder: Commissioner Training Requirements

mayor

Sun 7/2/2023 3:33 PM

To: office mayor <office.mayor@johnsoncountytn.gov>

From: County Technical Assistance Service <ctas.support@tennessee.edu>

Sent: Saturday, July 1, 2023 10:00 AM

To: mayor <mayor@johnsoncountytn.gov>

Subject: Reminder: Commissioner Training Requirements



County Technical Assistance Service
INSTITUTE *for* PUBLIC SERVICE

226 Anne Dallas Dudley Boulevard, Suite 400 Nashville, Tennessee 37219
(615) 532-3555 ctas.tennessee.edu

Dear County Commissioner/Metro Councilmember,

We would like to remind you about the training requirements established in 2018. The State of Tennessee, in T.C.A. § 5-5-113 requires County Commissioners elected or appointed after April 12, 2018, to complete an orientation training and 7 hours of continuing education every year for 8 years.

Important things to know:

- Anyone can complete their past due hours before August 31, 2023, and be listed as complete on the Comptroller's website.
- If you need to know how many hours you have, please contact CTAS at ctas.support@tennessee.edu.

The annual continuing education requirement can be met in various ways, including attending educational sessions at TCSA conferences and TCCA regional meetings, attending CTAS training classes, completing online training provided by CTAS, and attending other professional development approved by CTAS.

More information is available online at the [CTAS website](#).